

eurodesk



YOUTH INFO SURVEY 2022

Mobility and the Role of Youth Information

TABLE OF CONTENTS

IMPRINT

Publisher

Eurodesk Brussels Link AISBL

Published in 2022

Editor

Audrey FRITH, Director of Eurodesk

Author

Ondřej BÁRTA is a freelance youth researcher and consultant who specialises in the areas of youth participation, mobility, volunteering, and non-formal learning.

Proofreading

Jessica WALKER

Designer

Zsolt MARTON
Elias TERRABONA

Photos

Anna SHVETS from Pexels

DOI

10.5281/zenodo.6770581

1. Introduction to the Eurodesk 2022 Survey	8
2. Methodology, sample, and respondents	10
2.1 Methodology, sample, and respondents: Key takeaways	26
3. Young people's points of view on mobility	28
3.1 Youth point of view on mobility: Key takeaways	38
4. Impacts of the COVID-19 pandemic on youth mobility	40
4.1 Impacts of the COVID-19 pandemic on youth mobility: Key takeaways	46
5. Youth information needs related to mobility	48
5.1 Youth information needs related to mobility: Key takeaways	62
6. Youth experience with mobility	64
6.1 Youth experience with mobility: Key takeaways	80
7. Conclusions and recommendations	82
Annex 1: Resources and useful links on youth mobility and youth participation	88

ACKNOWLEDGEMENTS

We would like to acknowledge all those who supported the dissemination of this survey in ensuring that it reaches a population as diverse as possible. Special acknowledgement goes to the Eurodesk Network for translating the survey into 25 languages and making it possible for young people all over Europe to participate in their own language.

Beyond the Eurodesk Network, a special thanks to:

- ◆ Youth Service of the City of Kajaani
- ◆ Council of Europe - European Commission Youth Partnership
- ◆ Erasmus Student Network (ESN)
- ◆ European Commission
- ◆ European Federation for Intercultural Learning / AFS
- ◆ European Parliament
- ◆ European Platform on Learning Mobility
- ◆ Erasmus Student and Alumni Association
- ◆ European University Foundation (EUF)
- ◆ European Youth Card Association
- ◆ European Youth Forum
- ◆ European Youth Information and Counselling Agency
- ◆ SALTO Training & Cooperation Resource Center
- ◆ UNICA - Network of Universities from Capitals of Europe
- ◆ Université Libre de Bruxelles
- ◆ Western Balkan Association (WBA)

Further acknowledgement goes to the team of Eurodesk Brussels Link, namely to Safi Sabuni, Yurema Pallarés Pla, Lorena Baric, Ingrida Jotkaite, and Audrey Frith, who provided valuable support and feedback in all stages of the Eurodesk 2022 survey.

PREAMBLE

The third edition of the Eurodesk Mobility and the Role of Youth Information Survey was conducted throughout a very special period that impacted mobility a lot: the **COVID-19 crisis**. The good news is that more than 80% of young people are still as open to going abroad as they were before the COVID-19 pandemic hit. However, about **a quarter don't see going abroad to be as realistic** as it was before the pandemic. How do we reconnect with those young people so that they can see the mobility opportunities awaiting them?

The survey provides very strong insights into the mechanisms that take place before one goes abroad to experience Europe, taking into consideration different variables (urban versus rural areas, educational backgrounds, gender, etc.). The results show that some young people face **multiple challenges** when it comes to mobility, from not perceiving mobility as an opportunity for them, to accessing the right information and support, to actually taking the step of going abroad.

This report contains **messages for policymakers, especially the need to pay specific attention to young people with fewer opportunities, those not in education, training and employment (NEETs), those from rural areas, and those with lower educational backgrounds**

Over 90% of respondents are **open to the idea of going abroad** for a mobility experience and see such an experience as beneficial to their education, professional and personal life. Almost all young people expressed the need to receive individual support when preparing for a mobility experience. The key is then to provide this support to those who are less privileged so they can see that mobility is for them too!

One way is to ensure that they receive **information** about available opportunities. The survey shows that there are differences between groups of young people; the more educated ones and those from urban areas have more experience with looking up mobility information. There is also a contradiction between the lack of awareness that services such as Eurodesk exist, and the very high demand for such services. This calls for enhancing our visibility, accessibility and reaching out to young people.

The report points to solutions, such as **collaborating with schools** or boosting youth information digital strategies by investing in social media, targeting channels and messages to specific age groups. Another good way is to use **peer-to-peer information** - fortunately those who go abroad are usually keen to share their experiences (over 90%!).

This report contains **messages for policymakers**, especially the need to pay specific attention to young people with fewer opportunities, those not in education, training and employment (NEETs), those from rural areas, and those with lower educational backgrounds, through:

- **investing in youth information services** to reach out to young people at grassroots level, as well as ensuring the human and financial capacity so that youth information workers can continuously adapt to new trends and technologies;
- **continuing efforts to remove obstacles** that young people encounter (e.g., finances and housing are among the top three main obstacles that young people face during their mobility periods abroad and why some do not consider mobility as an option);
- **building bridges between formal and non-formal education**, having players such as Eurodesk invited to schools to present European opportunities and their services (e.g., Euroclasses);
- **proposing and promoting flexible and short-term mobility programmes**, such as the possibility to attend short training courses abroad or do an internship abroad as the most favoured formats.

Additionally, there are many useful **insights for practitioners** as well, especially when it comes to youth trends in the design and delivery of youth information. For example: what are young people's favourite channels, where do they look for mobility information, what sources do they trust, and many other elements which are crucial to better strategies for delivering youth information, which turns into real mobility opportunities for all youngsters.

Enjoy reading!



AUDREY FRITH

Director of Eurodesk



1. INTRODUCTION TO THE EURODESK 2022 SURVEY

This publication marks the third edition of the Eurodesk Survey, a European-wide online survey carried out by Eurodesk Brussels Link (see Sabuni 2018 and 2019 for details of the previous surveys). The Eurodesk 2022 survey targeted young people aged 13 to 35 and aimed to understand their information patterns and their perception of learning mobility after two years of the COVID-19 global pandemic. By surveying young people who had a mobility experience before and during the pandemic, as well as those without this experience, we strive to create a better understanding of the impact that the COVID-19 pandemic has had on young people in terms of mobility.

By surveying young people who had a mobility experience before and during the pandemic, as well as those without this experience, we strive to create a better understanding of the impact that the COVID-19 pandemic has had on young people in terms of mobility.

The questionnaire was designed to ask young people about their general perception of learning mobility after the COVID-19 pandemic. What types of experiences are they looking for, how long are they willing to stay abroad, and how has this preference changed due to the pandemic? The survey also offered space for young people to share what they felt they missed out on during the past few years of lockdowns and travel restrictions, and whether the pandemic had an influence on their personal and professional development.

In line with previous Eurodesk surveys, the 2021 questionnaire also explored the information needs of the respondents, including where young people turn to find mobility information, where they would like to be approached by information providers, and which information services and content they find important. The survey also covered social media habits and how young people interact with content on various online platforms.

Two separate sections share the views of mobile and non-mobile youth, i.e., of those who had a mobility experience in 2020 or 2021, and of those who did not. These sections focused on what their reasons and motivations were, what challenges they faced, and in the case of mobile participants, what their experience of going abroad was like during the COVID-19 pandemic.

In order to gain further insights into trends, the Eurodesk 2022 survey also explored the background of the respondents, such as the social, economic, and geographic realities they live in, their occupational and educational statuses, age, and gender.

This report presents the results of the Eurodesk 2022 survey firstly by describing the sample of respondents, then probing their opinions on mobility, summarising the impact of the COVID-19 pandemic on youth mobility, and subsequently exploring youth information needs in terms of mobility, as well as their first-hand mobility experiences. The concluding chapter includes recommendations that are built on the findings from this survey.



2. METHODOLOGY, SAMPLE, AND RESPONDENTS

This survey was hosted on the European Commission's EU Survey tool and translated by the Eurodesk Network, into 25 languages. The promotion was carried out all over Europe and was supported by NGOs and national institutions. The survey reached 4,168 respondents residing in 76 different countries in Europe and beyond. The survey was carried out from September 2021 to January 2022.

This survey targeted young people between the ages of 13 and 35, widening the age limit in comparison to previous Eurodesk surveys (Sabuni 2018 and 2019), and focusing on the following areas:

- young people's motivations for, interests in and experience of mobility;
- impacts of the COVID-19 pandemic on their expectations and experience; and
- information channels used by young people in connection to mobility opportunities.

The survey totalled 4,168 responses, but 18 of the responses were deleted based on the age eligibility criteria,¹ an additional 34 responses were deleted based on the large number of missing answers,² and an additional 55 respondents were deleted based on incoherent answers,³ creating an **analytical sample of 4,061 responses from 74 countries** which have been used for analysis and have created the basis for the findings presented in this publication.

The analytical sample mostly contained young people aged between 16 to 28 years old.

The questionnaire included many filtering questions to make the time necessary for filling in the survey as short as possible, and to redirect respondents to questions that were relevant for them. This means that not all 4,061 responses cover all survey questions, and a cautious reader can find differing numbers of responses in different areas. This approach

is methodologically sound and is supported due to the large analytical sample, hence allowing for such a division of respondents with no impact on the quality of the findings.

AGE GROUP

The analytical sample mostly contained young people aged between 16 to 28, with more than 5% of respondents representing each age between 16 and 28, while there are two less represented age cohorts: 13–15-year-olds, and 30–35-year-olds, as can be seen in Figure 1. The average respondent in the sample was about 23 years old, and more than half of the sample was 22 years of age or younger.

¹ I.e., all responses from those younger than 13 years of age and older than 35 years of age were deleted (10 responses), as well as those who did not provide information on their age (8 responses). In total, 18 responses were deleted to ensure the age eligibility criteria was met by all responses analysed for the purposes of this publication.

² I.e., all responses with more than 21% of missing answers to key questions were deleted. This is because respondents with many missing answers are proven to be less reliable than those who fill in the questionnaire diligently. At the same time, missing answers can cause problems in some statistical procedures; deleting these responses ensures both the reliability of the respondents, and of the data.

³ I.e., all respondents whose age profile did not fit their educational attainment, or their current educational and economic activity.

Young people are not a homogenous group, and that is also true for the age subgroups in the Eurodesk 2022 survey sample. In order to see the specific views of young people in different stages of their lives, the sample was divided into five distinct age groups (see Figure 2) with the following specificities in mind:

- 13-15-year-olds: young people who are mostly still attending compulsory school, and are legally considered as minors, which has consequences for their mobility options (e.g., consent of a legal guardian may be required to travel abroad, etc.);
- 16-18-year-olds: young people frequently attend higher secondary education (high schools), and are still legally minors, which has consequences for their mobility options;
- 19-23-year-olds: young people either entering the labour market or attending university. They are already legally recognised as adults, and can travel across country borders in line with general regulations;
- 24-29-year-olds: young people either already in the labour market or entering the labour market after graduating from university; and
- 30-35-year-olds: young people in an advanced phase of their career and family lives.

Figure 1: Age groups of the 2022 Eurodesk Survey sample, in percentages

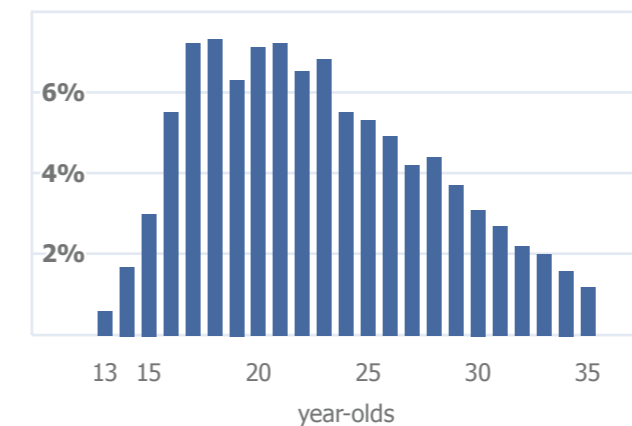
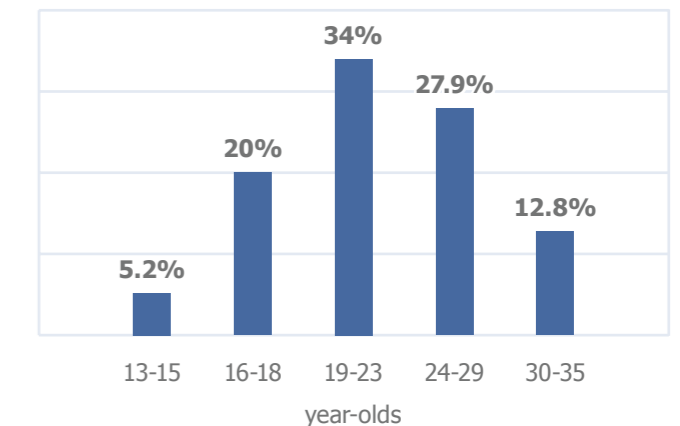


Figure 2: Respondents by age group, in percentages



These five distinct age groups will be used to further explore differences in young peoples' views on mobility and information channels related to it, and their main characteristics listed above can provide insights into why these age cohorts potentially differ in some mobility-related views. While the lowest age group only accounts for 5% of the whole analytical sample, it still represents 212 respondents, and is therefore large enough for the analyses to still be robust and reliable. At the same time, there are various potential reasons behind lower representation of the 13-15-year-olds, and the 30-35-year-olds. While the lowest age group can be harder to reach via an online survey due to their limited engagement with bodies organising and implementing this survey (i.e., Eurodesk partners in various countries), the highest age group can be hesitant to reply to the survey, which is explicitly linked to "youth", as the over-30-year-olds can think of themselves more in the adult age category, and can be inclined not to explore the survey further and dismiss it out of hand.

RESIDENCE

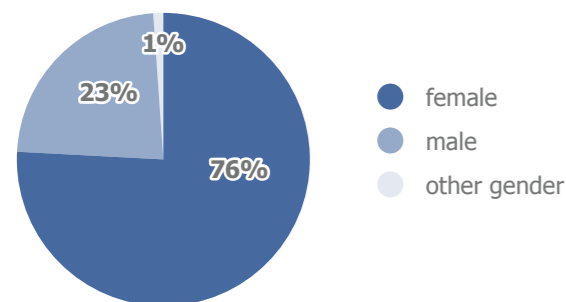
Respondents of the Eurodesk 2022 survey sample resided in 74 countries from Europe, Africa, North and South America, Asia, and Australia. Most of the respondents were, understandably, based in Europe (93.5% of all respondents), and their respective countries of residence are shown in Figure 3. While the respondents were based in almost all European countries, most of them resided in Italy (about 19%), Spain (about 13%), Lithuania (about 12%), Latvia (almost 8%), Poland (more than 6%), and Germany (about 5%). This publication includes opinions both from European regions, as shown in Figure 3, and non-European regions, as these are potential incoming mobility participants, and hence their voice is also relevant for the Eurodesk youth information strategies connected to mobility.

Figure 3: Respondents by country of residence, only European data, in percentages

Albania	0,1%	Luxembourg	0,1%
Andorra	0,0%	Malta	0,2%
Austria	1,5%	Monaco	0,0%
Belgium	2,0%	Montenegro	0,0%
Bosnia and Herzegovina	0,1%	Netherlands	0,4%
Bulgaria	1,0%	North Macedonia	0,1%
Croatia	1,3%	Norway	0,1%
Cyprus	0,3%	Poland	6,5%
Czechia	1,9%	Portugal	1,3%
Denmark	0,3%	Republic of Moldova	0,2%
Estonia	0,8%	Romania	2,6%
Finland	0,6%	Russia	0,1%
France	2,7%	Serbia	0,2%
Germany	5,3%	Slovakia	0,8%
Greece	3,3%	Slovenia	2,5%
Hungary	1,7%	Spain	13,4%
Iceland	0,8%	Sweden	0,3%
Ireland	1,3%	Switzerland	0,1%
Italy	19,1%	Ukraine	0,7%
Latvia	7,7%	United Kingdom	0,5%
Lithuania	12,1%	Altogether	93,5%

GENDER

Figure 4: Survey sample by gender of the respondents, in percentages



In terms of the gender of the Eurodesk 2022 survey respondents, **over three-quarters were female**, slightly less than one quarter were male, and about 1% were non-binary youth who do not use male-female categories to refer to themselves. This suggests an over-representation of women in the survey sample compared to the overall EU population, in which women represented about 51% in 2020 (Eurostat 2021).

This is largely in line with what has been suggested by certain authors (i.e., Smith 2008) about the gender differences in online survey response rates: there is some evidence that females are more likely to fill in online surveys than males.

This can be tackled in the future by involving institutions where young males are predominantly represented (e.g., technical colleges, male sports clubs, etc.) in the data collection phase in order to balance out this tendency.

In the 2022 Eurodesk survey sample, no corrections (i.e., weighting) for the gender imbalance are introduced for various reasons. Firstly, there are no reliable statistics to show the current European situation for all three genders: males, females, and non-binary youth. This prevents proper corrections (i.e., calculating weighting ratios). And secondly, there are geographical imbalances which would change by correcting the gender ratio of males and females. The gender aspect is, however, considered throughout this report, as it uses the gender groups to better understand the answers provided by the respondents, and underline any gender-based differences that occur.

EDUCATIONAL LEVEL

Educational levels of the Eurodesk 2022 survey sample can be seen in Figure 5. Many respondents have high **educational backgrounds**, with 46% of university graduates, and 31% having successfully completed high school education. As can be expected, the highest educational attainment is very much linked to the age of the respondents, as shown in Figure 6. The two highest age groups largely have university degrees (roughly 85% of cases in both groups), while 19-23-year-olds are most likely to be high school graduates (about 60%), and the two youngest age groups are most likely to hold basic school-leaving certificates (over 60% in both groups). A large share of the youngest age group (over 35%) states that they have not completed basic school and given the age limitations (compulsory schooling is almost universally until 15 years of age in the EU; see European Commission/EACEA/Eurydice 2021), these respondents are likely still studying at compulsory school. This is largely confirmed in Figure 7, which shows that those who did not complete basic school are those who are almost always still in full-time education (in over 95% of cases).

Figure 8 shows that most of the respondents in the Eurodesk 2022 survey sample are in full-time education (over 60%), while over one quarter of respondents are already out of the educational system, as they are not in education or training. Very few of the Eurodesk 2022 survey respondents are engaged in traineeships and internships (about 5%), or part-time education (about 8%). When looking at the age groups in different educational processes (see Figure 9), Eurodesk 2022 survey respondents under the age of 18 are almost universally in full-time education (over 90%), while older cohorts more frequently indicate other options, such as internships and traineeships, or part-time education, and of course are continuously leaving the educational system altogether, as can be seen in rising shares of the light blue part of the bars representing those not in education or training.

Figure 5: Survey sample by highest educational attainment of the respondents, in percentages



Figure 6: Highest educational attainment across age groups, in percentages

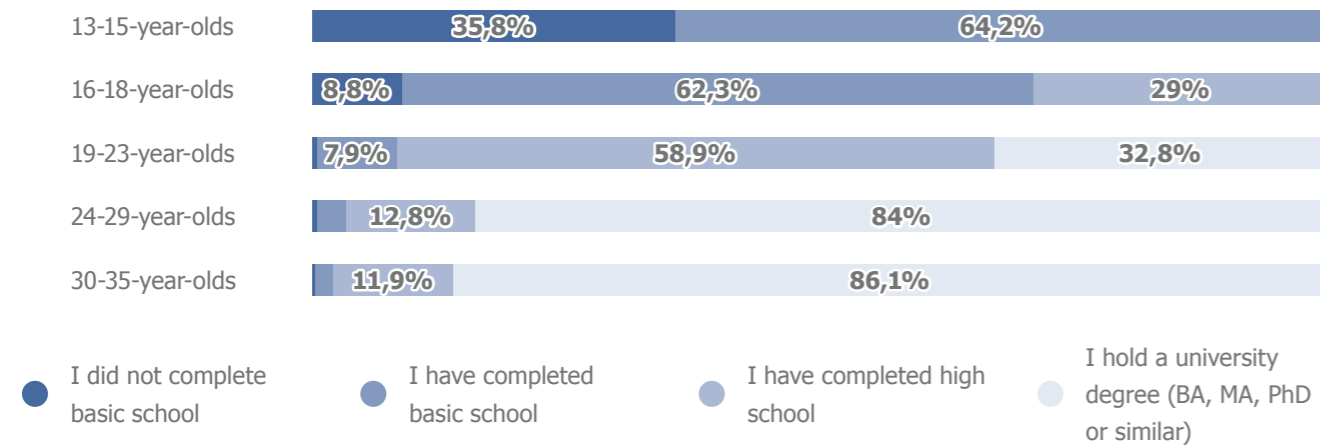


Figure 7: Highest educational attainment across groups of respondents in different educational processes, in percentages

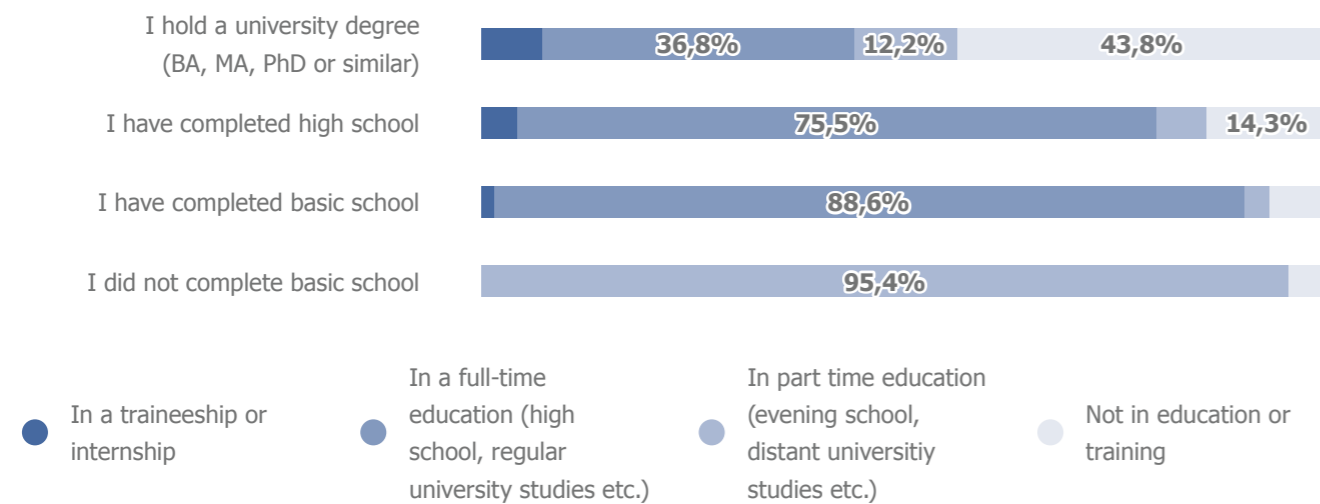


Figure 8: Respondents in different educational processes, in percentages

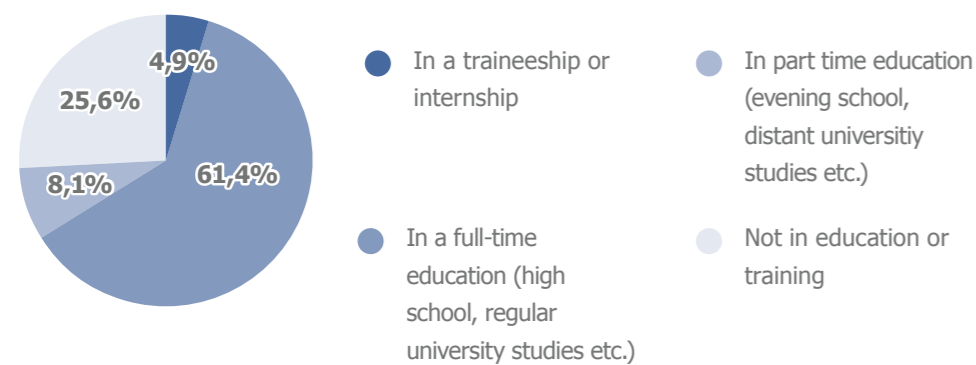
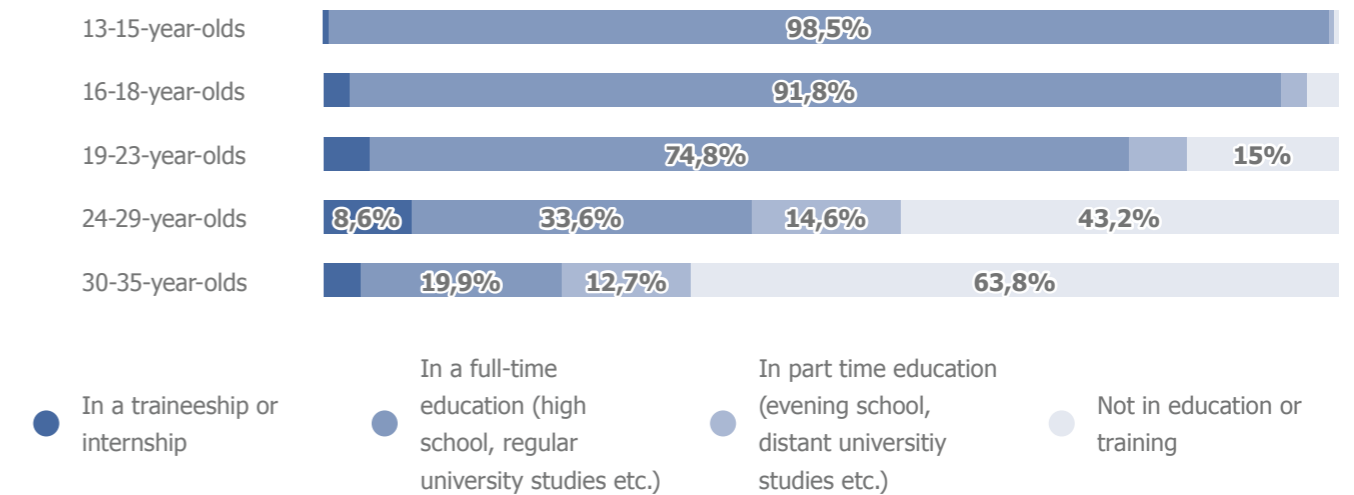


Figure 9: Respondents in different educational processes across age groups, in percentages



EMPLOYMENT SITUATION

While slightly more than 50% of the Eurodesk 2022 survey respondents do not **work** (see Figure 10), the remaining 47% can be divided into those who work full-time (25%), part-time (17%), and are self-employed (4%). Again, as can be expected, the percentage of those who are not working decreases with the age of the respondents, as the highest age group is not working in about 16% of cases, while the lowest is out of work in more than 96% of cases. Part-time work can be seen during the teen years (about 12% of respondents) and in the twenties (about 20%), decreasing amongst the respondents over 30 years of age (about 12% again). Self-employment slightly increases with the age of the respondents, but the shares of the Eurodesk 2022 survey respondents who take this path are not high, with only single percentages of young people indicating this option across all age cohorts.

Figure 10: Respondents in different economic processes, in percentages

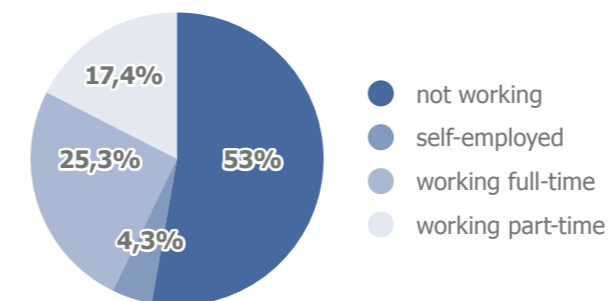
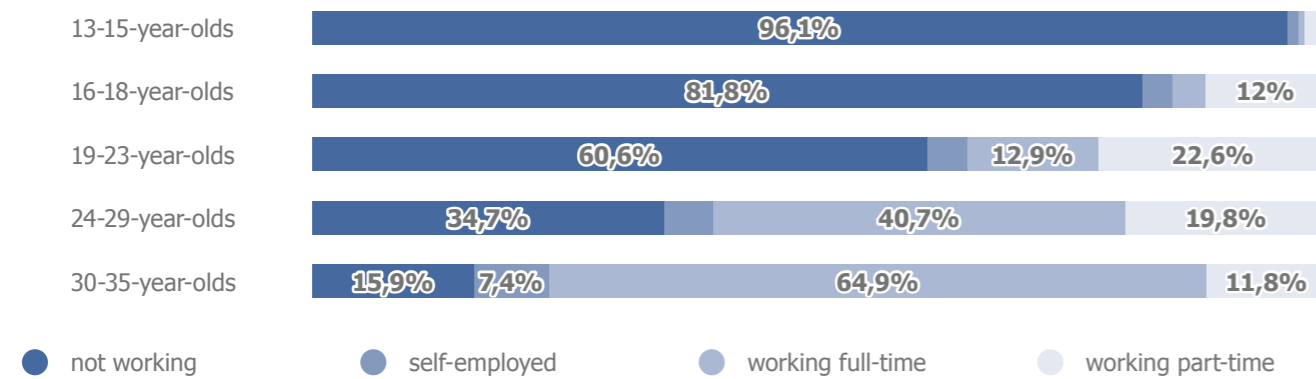


Figure 11: Respondents in different economic processes across age groups, in percentages



LIVING AREAS

Eurodesk 2022 survey respondents live in areas of various sizes, as can be seen in detail in Figure 12, and as is summarised in a simplified overview of whether the respondents live in cities, towns, or rural areas, in Figure 13. Slightly more than half of the respondents live in large urban areas (cities of 100,000 inhabitants or more, or in their suburbs), about one third live in mid-sized or small urban areas (towns between 5 and 99,000 inhabitants), and only about 16% of the respondents live in rural areas. This sample composition is very similar to the Eurodesk 2019 survey (c.f. Sabuni 2019). Interestingly, as shown in Figure 14, the older the respondents are, the more likely it is they live in large urban areas (as many as about 60% in comparison to about 31% in the youngest age group), a trend which is also described in other research reports (see Bárta 2020).

Figure 12: Respondents according to the size of area they live in, in percentages




Figure 13: Respondents according to the size of areas they live in, a simplified view, in percentages

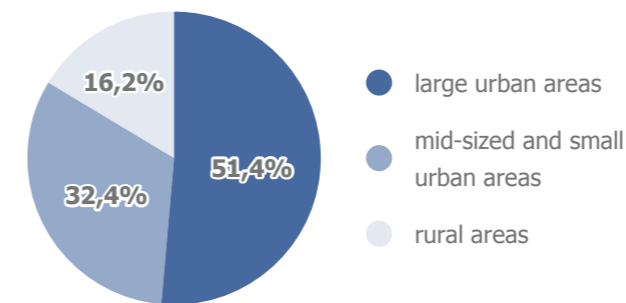
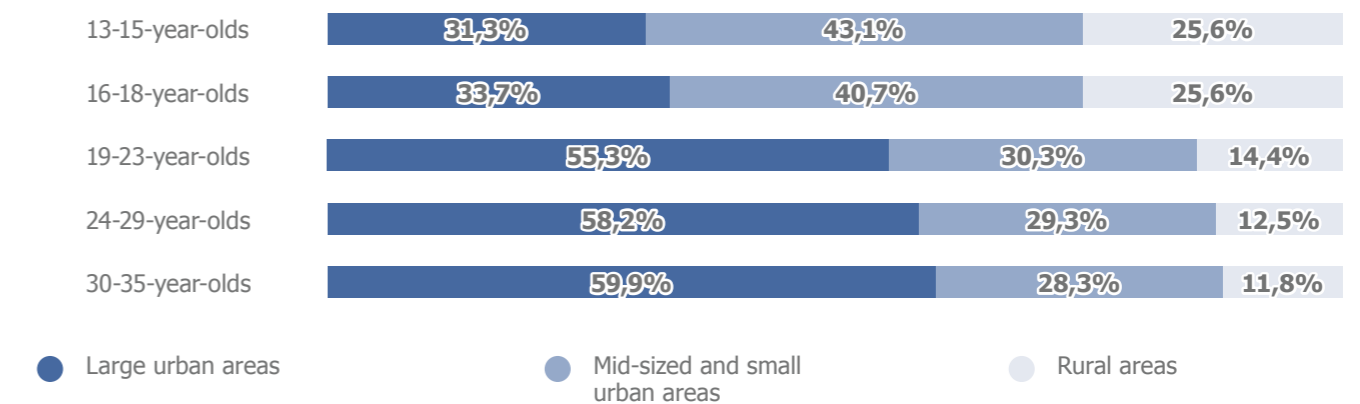


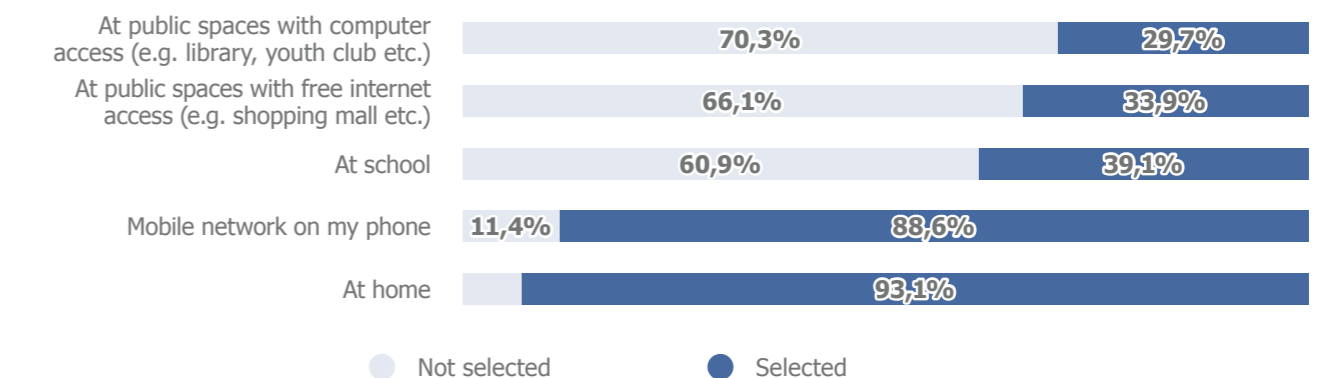
Figure 14: Respondents according to the size of areas they live in, a simplified view, across age groups, in percentages



INTERNET ACCESS

Furthermore, the Eurodesk 2022 survey shows that young people have access to the internet mostly from their homes (about 93% of respondents) and from their mobile devices (about 89% of them; see Figure 17). Despite some minor differences in access to the internet in some subgroups of young people, it is possible to say that the two main ways of accessing the internet described above are common to most young people. Deeper analyses also show that NEETs generally access the internet less than their peers in education or employment, except from home, where they access the internet similarly to their peers (see Figure 18).

Figure 17: Access of the Eurodesk 2022 survey respondents to the internet, in percentages



NEETS

Based on some of the earlier described variables, young people not in employment, education, or training, were identified (NEETs; see Figure 15). In the Eurodesk 2022 survey, 7.5% of the respondents can be recognised as NEETs, in comparison to 92.5% of respondents in education or employment. Most of the NEETs can be found in young people between 24 to 29 years of age (about 13%; see Figure 16).

Moreover, **young people who cannot afford to participate in a mobility opportunity without a full grant** access the internet less across all listed options, suggesting a similar but more significant pattern as the one described in NEETs above: these young people **might appreciate offline information sources**, as they potentially do not frequent the online environment as much as their peers from more affluent backgrounds.

Figure 15: Young people not in employment, education, or training (NEETs) and respondents in education or employment, in percentages

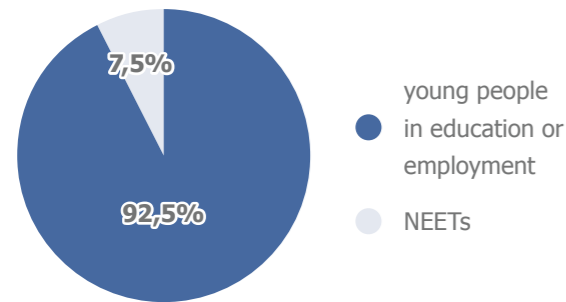


Figure 16: Young people not in employment, education, or training (NEETs) and respondents in education or employment across age groups, in percentages

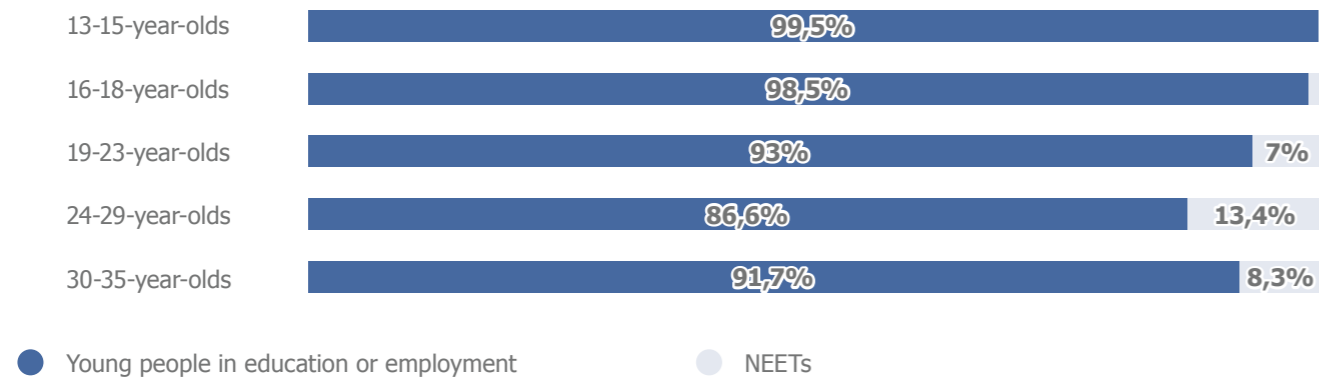
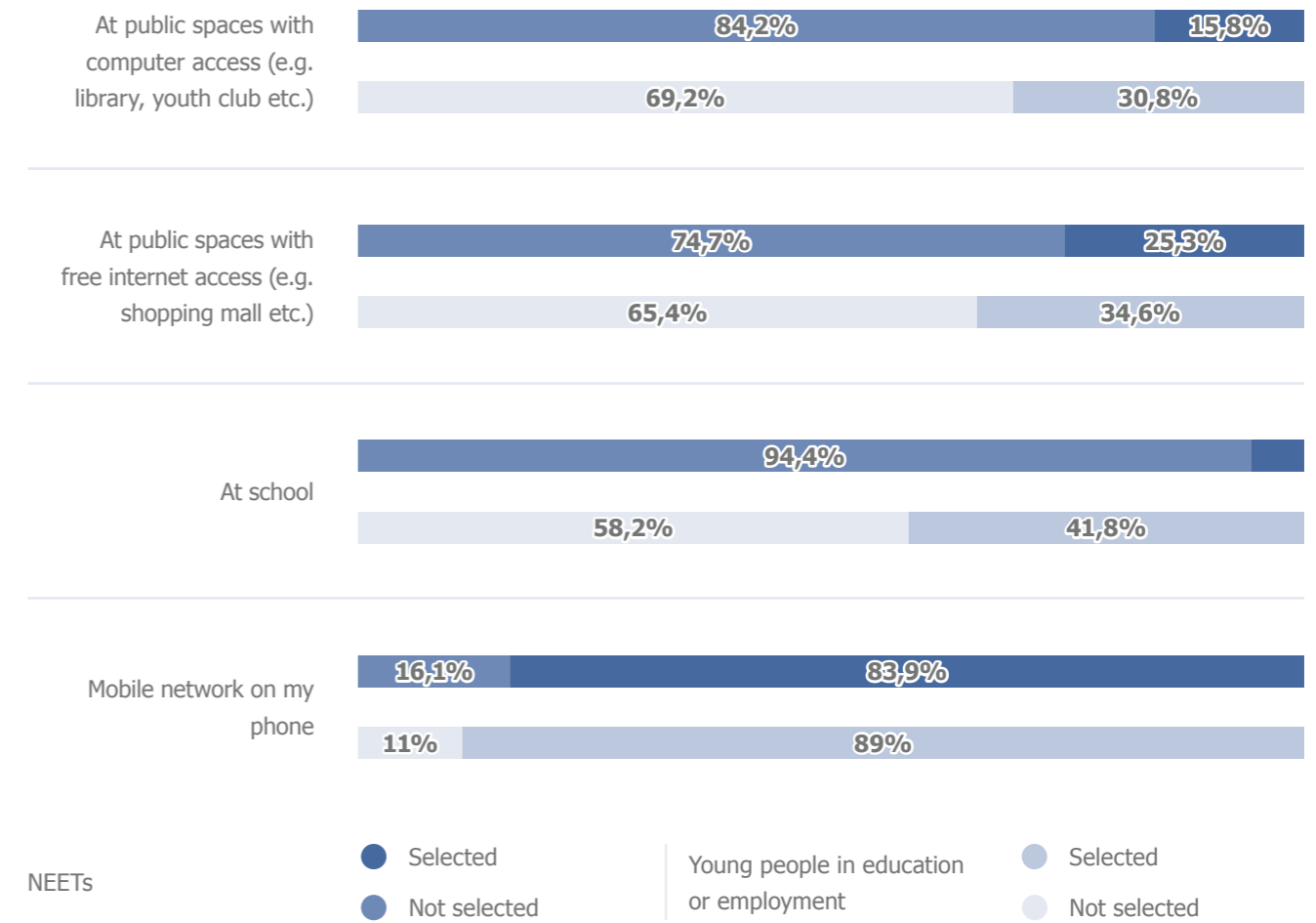


Figure 18: Access of the Eurodesk 2022 survey respondents to the internet, in NEETs and in young people in education or employment, in percentages



Note: Despite the NEETs lack of obvious connection to school environments, there are school options these young people can use for accessing the internet, such as community school environments, school libraries, or alumni events and programmes that may offer internet access points. For these reasons, the school option is also explored in this analysis.

ECONOMIC BACKGROUND

Young people were also asked about their economic situation in the mobility context. In other words, they could indicate how accessible a mobility opportunity is to them in economic terms (see Figure 19). Less than 13% of the Eurodesk 2022 survey sample indicated that they or their parents can cover the mobility costs, about 65% of the respondents stated that they can go abroad if there is some financial support from a mobility programme, such as Erasmus+, and more than 20% of the respondents indicated that they cannot go abroad unless the financial support covers all of the mobility costs. These results are very similar to those obtained in the Eurodesk 2019 survey, and they suggest the economic situation of young people for funding a mobility experience stayed largely identical (c.f. Sabuni 2019).

Interestingly, the percentage of respondents who claim that they cannot go abroad without the full financial support of a mobility scheme are increasing across all the age groups, as shown in Figure 20. While less than 12% of the respondents in the younger age groups feel they would need the full financial support to go abroad, it is more than 27% among the respondents of 30-35 years of age. Another difference can be seen between the young people from majority backgrounds and the NEETs, as there are much higher shares of NEETs who cannot afford to go abroad without the full financial support of a mobility scheme (about 34%), than there are in the group of young people in education or employment (about 20%).

Figure 19: Economic status of the respondents in relation to youth mobility opportunities, in percentages

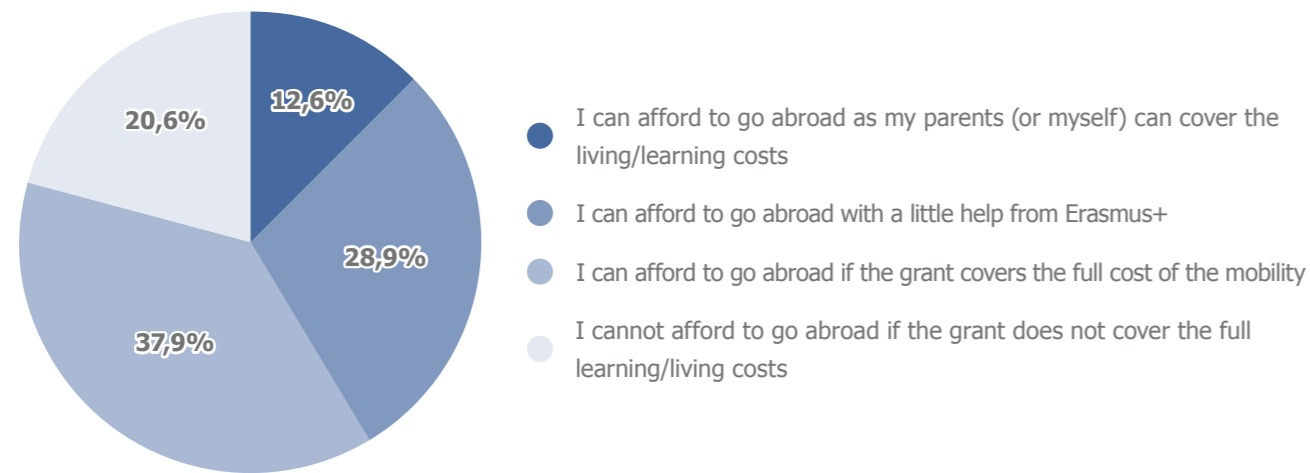
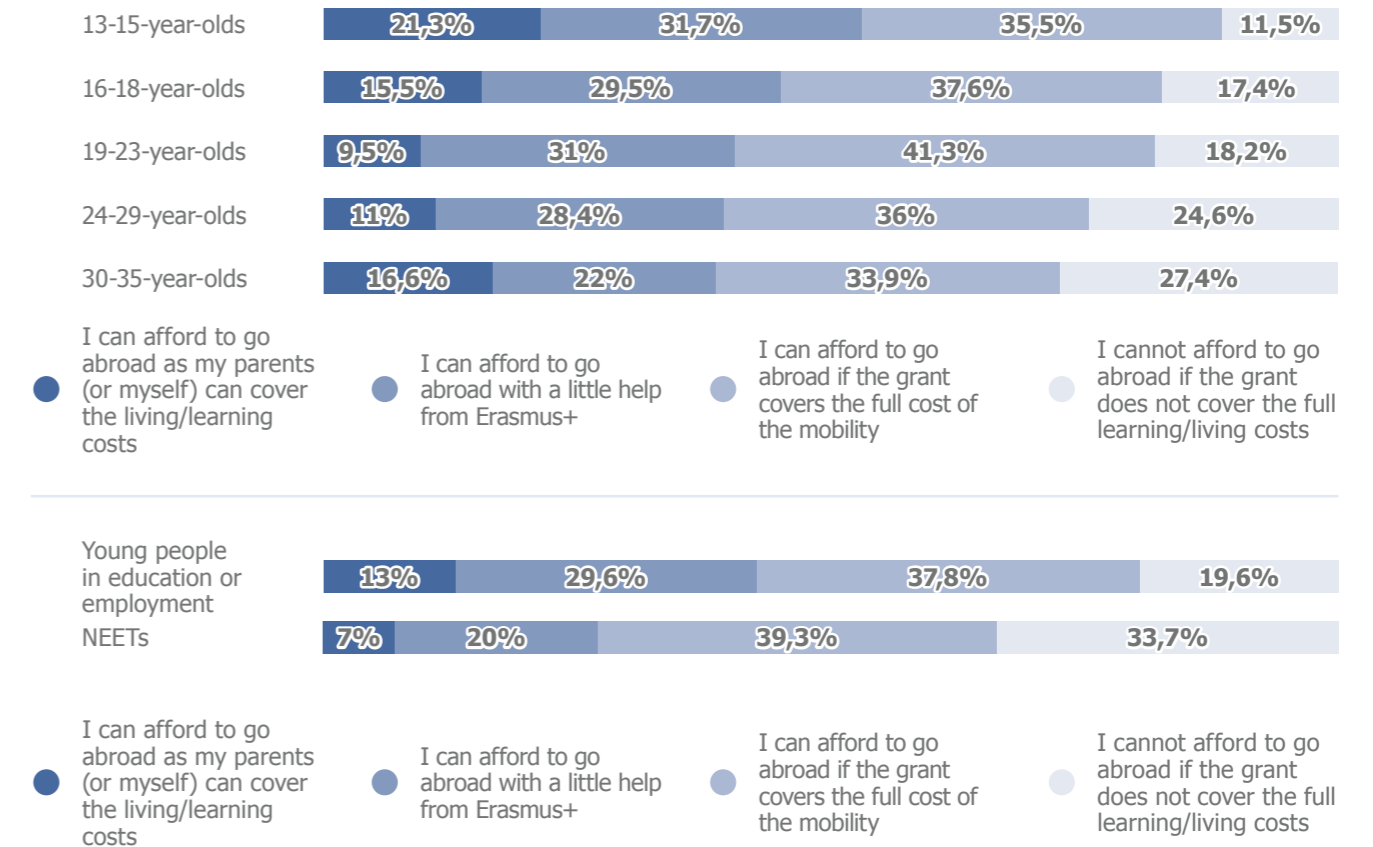


Figure 20: Economic status of the respondents in relation to youth mobility opportunities, deeper analyses, in percentages



MOBILITY EXPERIENCE AMONG PEERS/FAMILY

The Eurodesk 2022 survey also explored the mobility experience of the peers of the respondents, asking how many of their friends have participated in a mobility experience (see Figure 21). Results suggest that many respondents are in touch with people who have had a mobility experience themselves, with about 65% knowing many or several friends with a mobility experience, and about one third of the respondents with one or no friends with such an experience. Interestingly, as shown in Figure 22, the older the respondents are, the more people with a mobility experience they know (a share of respondents with such friends grows from about 30% in the youngest age group, to about 80% in the oldest), suggesting that there are more opportunities for peer learning and peer motivation among the young people themselves, especially in over-19-year-olds. A less positive finding can be seen when comparing rural and urban areas, where one can clearly see higher shares of peer contacts with mobility experience among young people living in urban spaces (about 70%), in comparison to their rural counterparts (about 58%).

Similarly, young people were asked in the Eurodesk 2022 survey about mobility experiences among their family members (see Figure 23). Findings differ substantially in comparison to the previous question. In this case, the shares are well in favour of respondents who do not have any family members with mobility experience (over 60%), with about 24% with one such family member, and around 16% with several or many such relatives. In this respect, however, there are no differences across age groups or across living areas, suggesting this is almost a universal state of affairs among the young people of today. The only group of young people who are less likely to have family members with mobility experience than their peers are NEETs (see Figure 24), which suggests some form of cumulative disadvantage, but more data would have to be collected to confirm this hypothesis.

Overall, these findings suggest that future generations of young people will live in families where more and more family members participate in a mobility experience, and it will be interesting to observe the effects of such a generational change on the mobility behaviour of the young people of the future.

The Eurodesk 2022 survey also explored the mobility experience of the peers of the respondents, asking how many of their friends have participated in a mobility experience (see Figure 21). Results suggest that many respondents are in touch with people who have had a mobility experience themselves, with about 65% knowing many or several friends with a mobility experience, and about one third of the respondents with one or no friends with such an experience. Interestingly, as shown in Figure 22, the older the respondents are, the more people with a mobility experience they know (a share of respondents with such friends grows from about 30% in the youngest age group, to about 80% in the oldest), suggesting that there are more opportunities for peer learning and peer motivation among the young people themselves, especially in over-19-year-olds. A less positive finding can be seen when comparing rural and urban areas, where one can clearly see higher shares of peer contacts with mobility experience among young people living in urban spaces (about 70%), in comparison to their rural counterparts (about 58%).

Figure 21: Mobility experience among peers, in percentages

Have any of your friends participated in a mobility experience abroad?

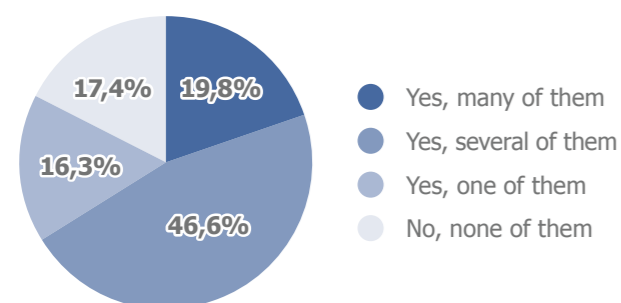


Figure 22: Mobility experience among peers, deeper analyses, in percentages

Have any of your friends participated in a mobility experience abroad?

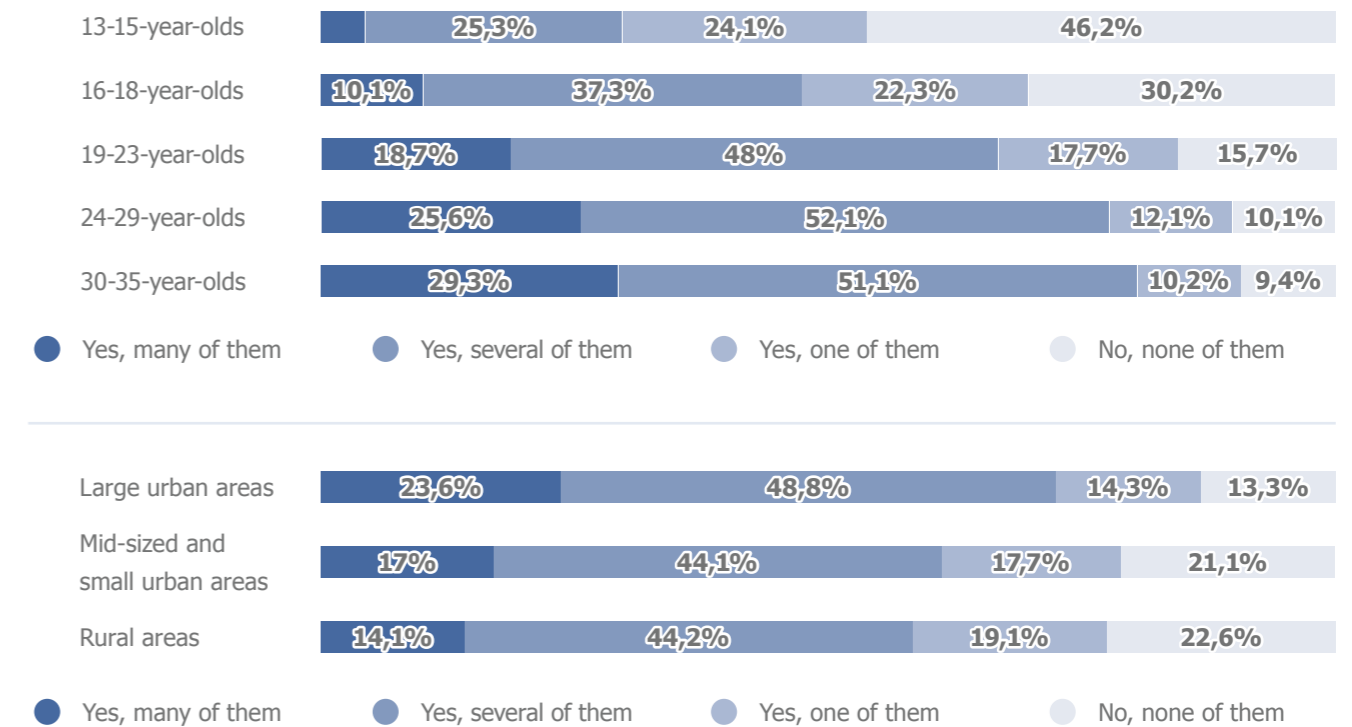


Figure 23: Mobility experience among family members, in percentages

Have any of your family members participated in a mobility experience abroad?

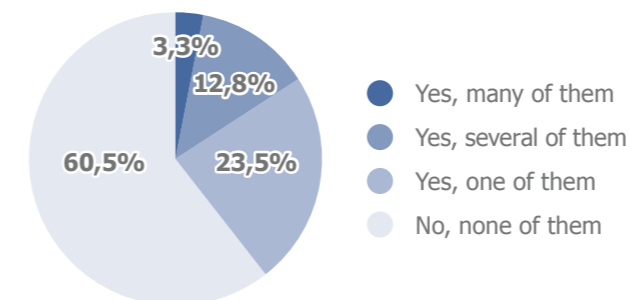
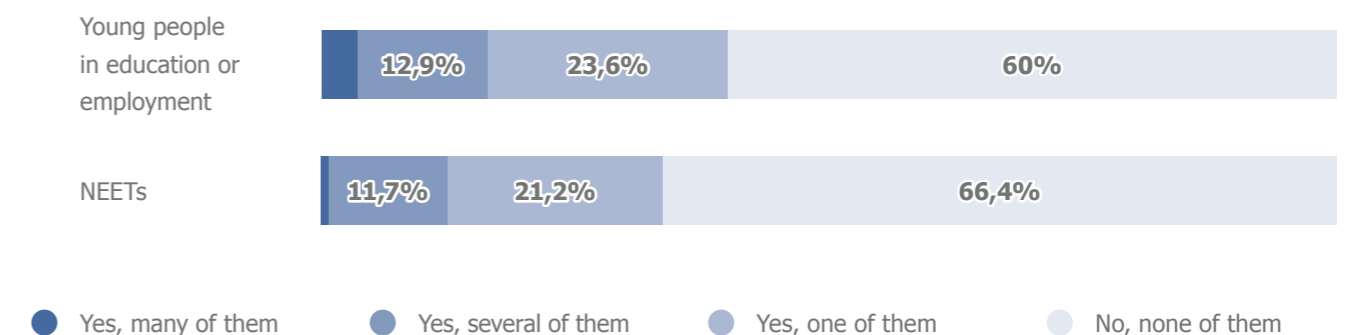


Figure 24: Mobility experience among family members, deeper analyses, in percentages



Similarly, young people were asked in the Eurodesk 2022 survey about mobility experiences among their family members (see Figure 23). Findings differ substantially in comparison to the previous question. In this case, the shares are well in favour of respondents who do not have any family members with mobility experience (over 60%), with about 24% with one such family member, and around 16% with several or many such relatives. In this respect, however, there are no differences across age groups or across living areas, suggesting this is almost a universal state of affairs among the young people of today. The only group of young people who are less likely to have family members with mobility experience than their peers are NEETs (see Figure 24), which suggests some form of cumulative disadvantage, but more data would have to be collected to confirm this hypothesis.

Overall, these findings suggest that future generations of young people will live in families where more and more family members participate in a mobility experience, and it will be interesting to observe the effects of such a generational change on the mobility behaviour of the young people of the future.

In order to use the background of the Eurodesk 2022 survey respondents to gain a deeper insight into their views on youth information and mobility topics, the following are used throughout this publication to explore selected survey findings where appropriate:

- ❖ age groups,
- ❖ gender,
- ❖ highest educational attainment,
- ❖ respondents in different educational processes,
- ❖ respondents in different economic processes,
- ❖ simplified living area size,
- ❖ NEETs and young people in education or employment,
- ❖ economic situation in connection to mobility,
- ❖ presence of friends with direct mobility experience, and
- ❖ presence of family members with direct mobility experience.

2.1 METHODOLOGY, SAMPLE, AND RESPONDENTS: KEY TAKEAWAYS



The Eurodesk 2022 survey contained

4,061 ANSWERS

which create the basis of the findings in this report.



Respondents of the Eurodesk 2022 survey resided in

74 COUNTRIES

93.5% of all respondents are based in Europe.

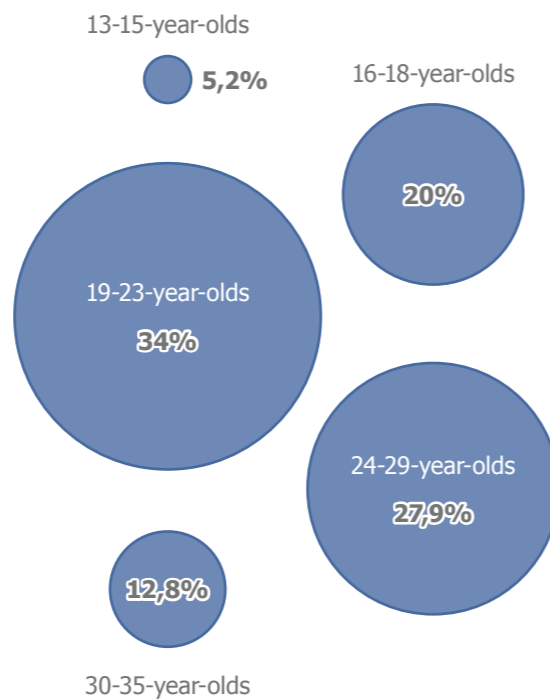


Over three-quarters of the Eurodesk 2022 survey participants were female, slightly less than one quarter were male, and about 1% were non-binary youth who do not use male-female categories to refer to themselves.



5 AGE GROUPS

were created in order to help gain deeper insights into the findings, namely:

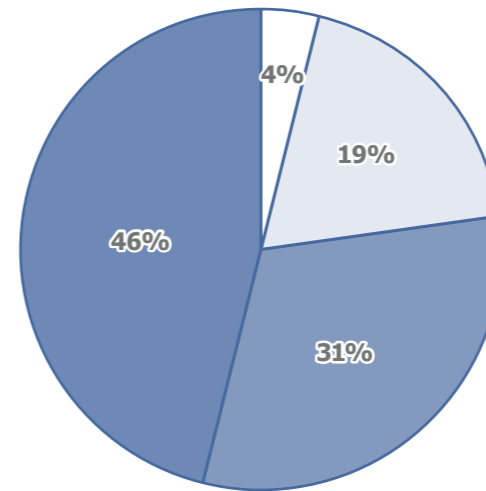


~20%

of the Eurodesk 2022 survey respondents cannot afford to go abroad unless the mobility is fully funded through a grant or a scholarship. This group grows to about 34% among NEETs.

Respondents of the Eurodesk 2022 survey fell into

4 EDUCATIONAL CATEGORIES:



- incomplete basic school education (4%)
- complete basic school education (19%)
- complete high school education (31%)
- complete university education (46%)



~17%

of respondents do **not** have any friends with direct mobility experience, and this group of respondents reaches 46% in teenagers.

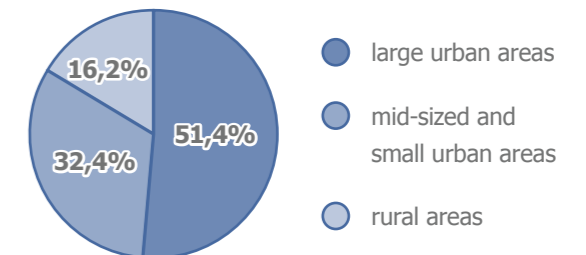
>60%

of respondents do **not** have any family members with direct mobility experience, and this group of young people grows to 66% in NEETs.



Respondents of the Eurodesk 2022 survey lived in

3 DISTINCT ENVIRONMENTS:



3. YOUNG PEOPLE'S POINTS OF VIEW ON MOBILITY

Firstly, the respondents had a chance to share their views on the mobility experience at large. Figure 25 shows that 90% of the Eurodesk 2022 survey respondents are open to the idea of going abroad for a mobility experience.

Further detailed analyses (see Figure 26) show that young people aged between 16 and 29 years of age are the most open to going abroad for a mobility experience. At the same time, females are more open to going abroad for a mobility experience than males and non-binary youth, and the openness to this experience increases the higher the educational level attained.

Further detailed analyses show that young people aged between 16 and 29 years of age are the most open to going abroad for a mobility experience.

Interestingly, young people in traineeships and internships are the most open to going abroad for a mobility experience (about 96%), followed by those in education (about 90%), with those not in education being the least willing to do so (about 86%; see Figure 27). Similarly, young people from bigger towns/cities are most open to going abroad for a mobility experience (about 93%), with young people from smaller towns less so (about 88%), and the youth from rural areas least willing to go (about 87%). And lastly, NEETs are slightly less open to going abroad for a mobility experience (about 85%) than youth in education or employment (about 91%).

Moreover, the findings clearly show that the economic situation of young people influences their openness to a mobility experience, with 86% of young people who cannot afford to go abroad without full financial support from a grant being open to going abroad, while their counterparts from more affluent backgrounds are open to a mobility experience in about 91% of cases (see Figure 28). Similarly, direct contact with many friends or family members who undertook a mobility experience is positively linked with the openness of young people to go abroad themselves (about 78% of very open respondents in comparison to less than 70% of very open respondents for those with few peers or family members with mobility experience), suggesting that direct contact with those who undertook a mobility experience can make young people more open to going abroad.

Figure 25: Openness to going abroad for a mobility experience, in percentages

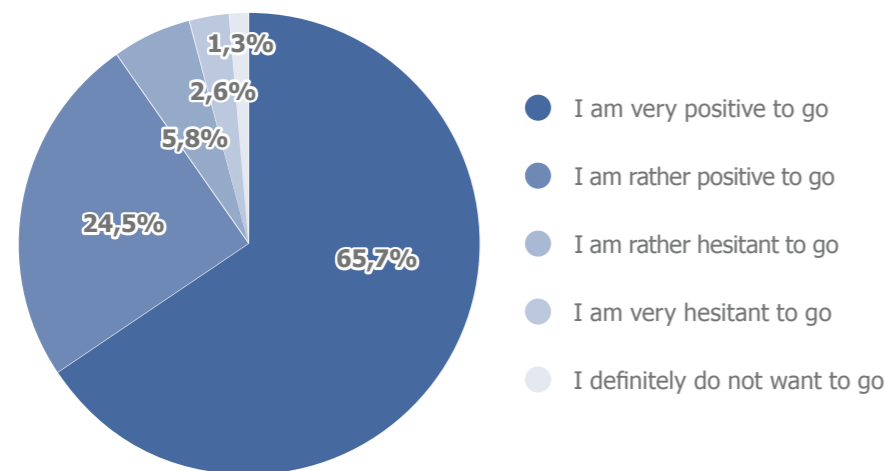
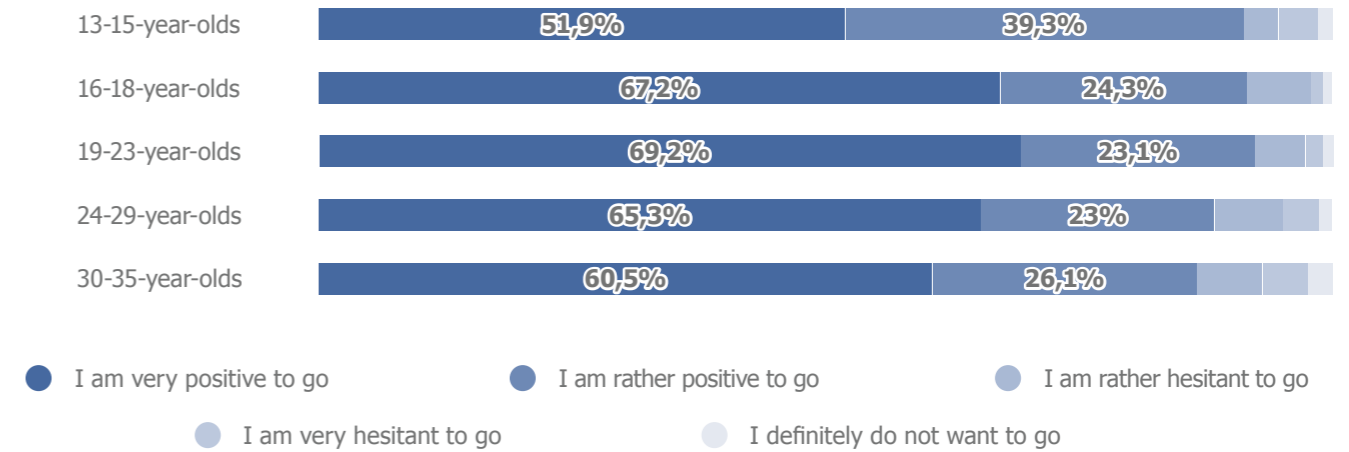
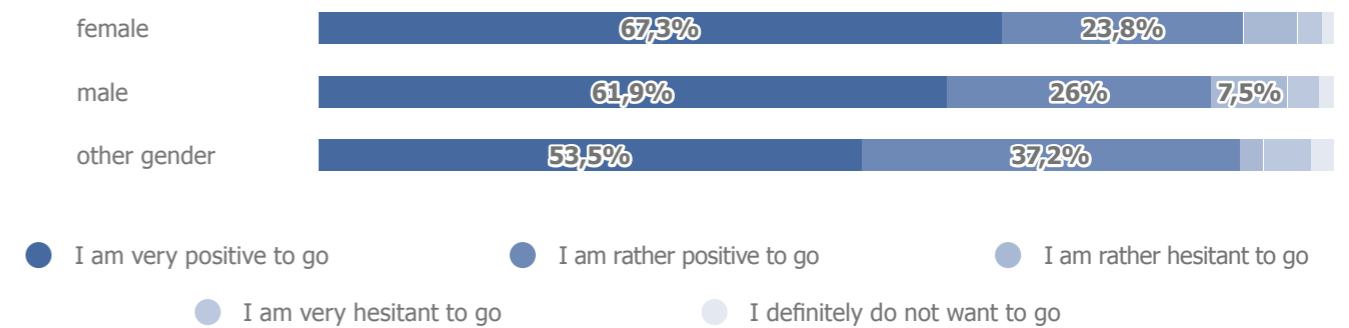


Figure 26: Openness to going abroad for a mobility experience, deeper analyses I., in percentages

To what extent are you open to going abroad for a mobility experience?



To what extent are you open to going abroad for a mobility experience?



To what extent are you open to going abroad for a mobility experience?

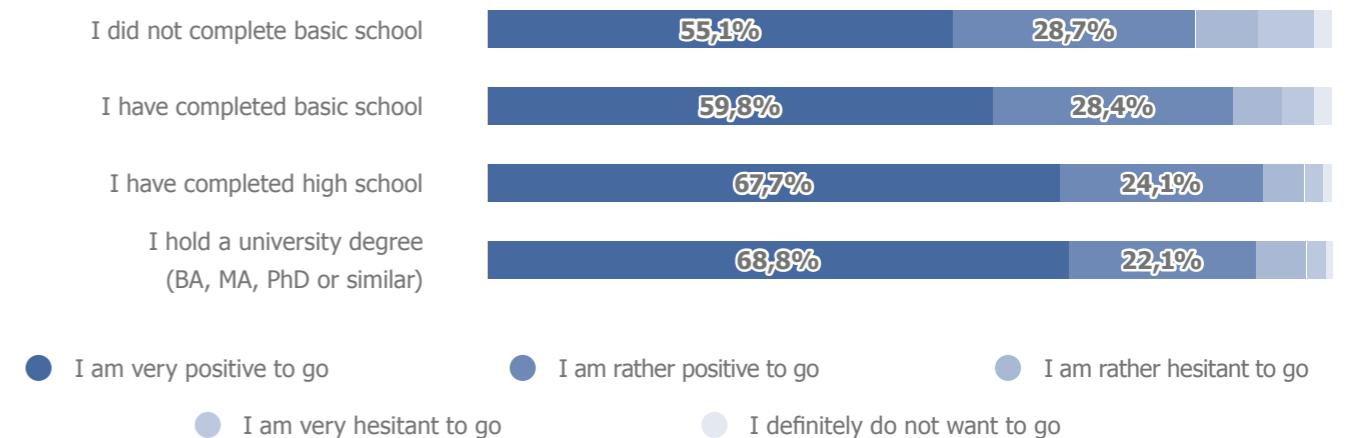


Figure 27: Openness to going abroad for a mobility experience, deeper analyses II., in percentages

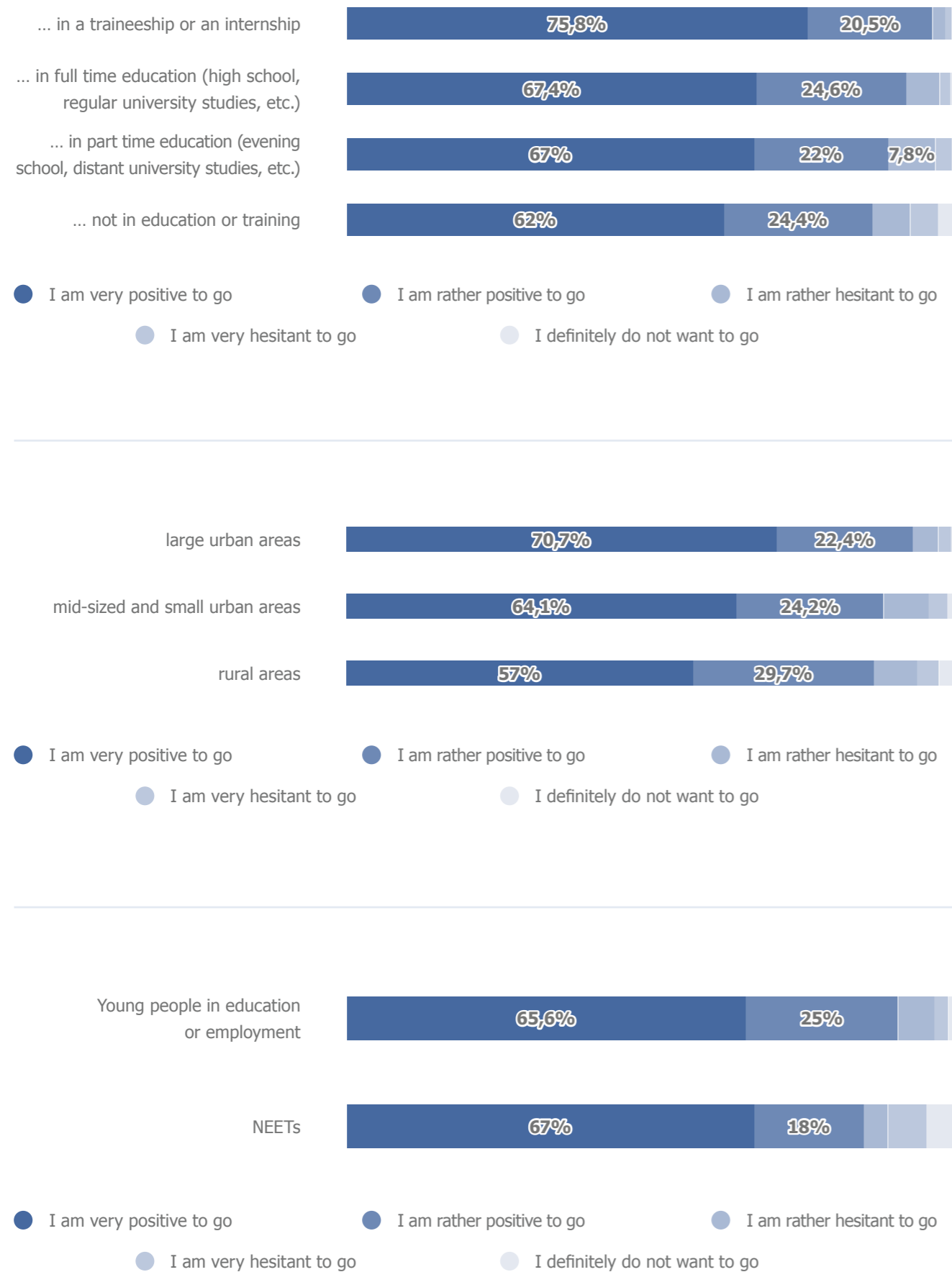
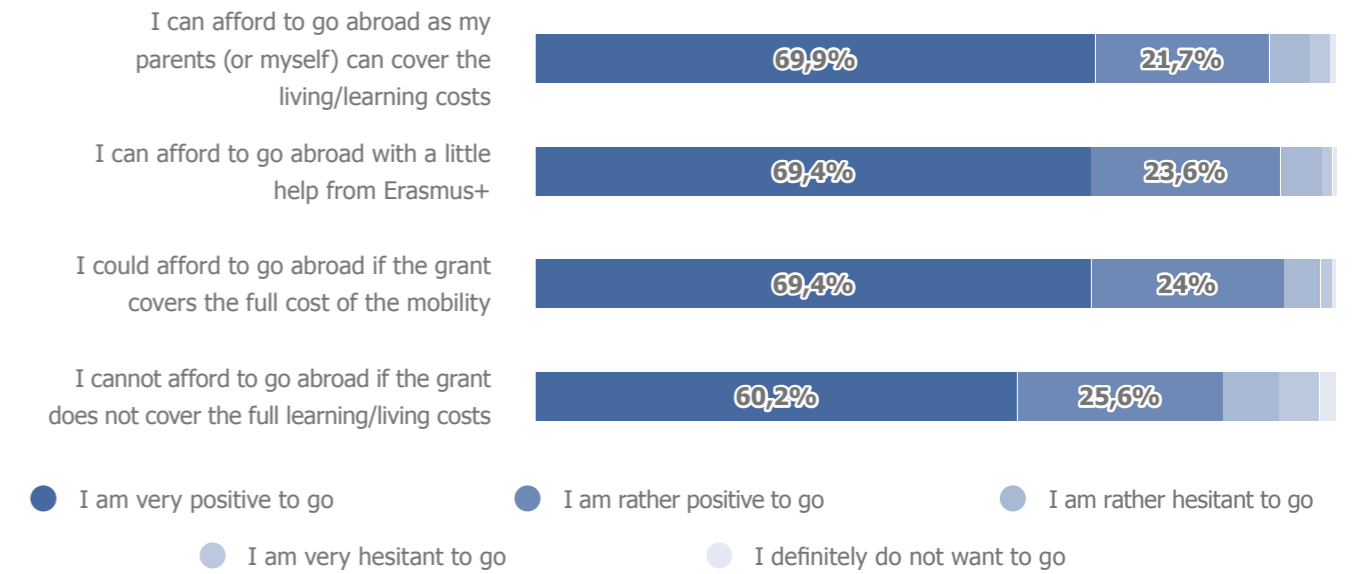
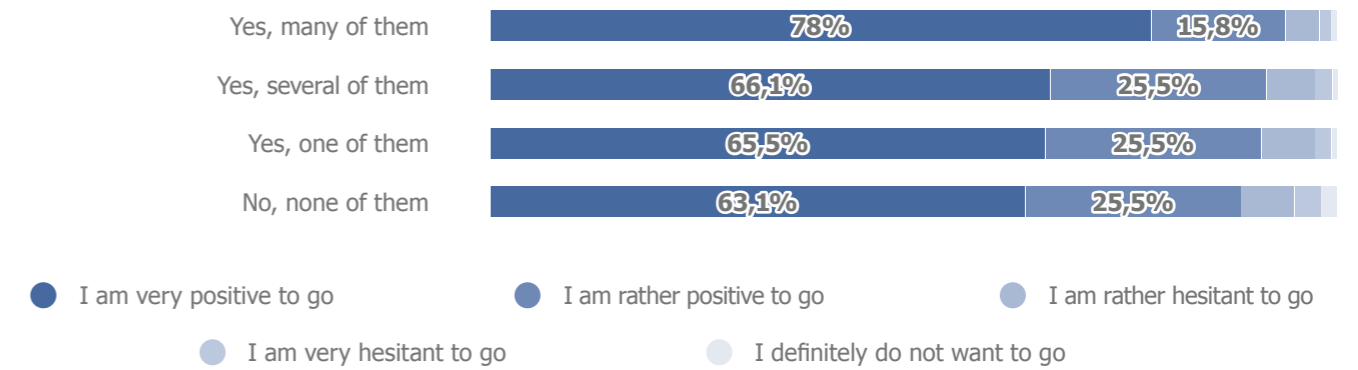


Figure 28: Openness to going abroad for a mobility experience, deeper analyses III., in percentages

To what extent are you open to going abroad for a mobility experience? / According to you, which sentence reflects best your situation when it comes to accessing mobility opportunities abroad?



To what extent are you open to going abroad for a mobility experience? / Have any of your friends participated in a mobility experience abroad?



To what extent are you open to going abroad for a mobility experience? / Have any of your family members participated in a mobility experience abroad?

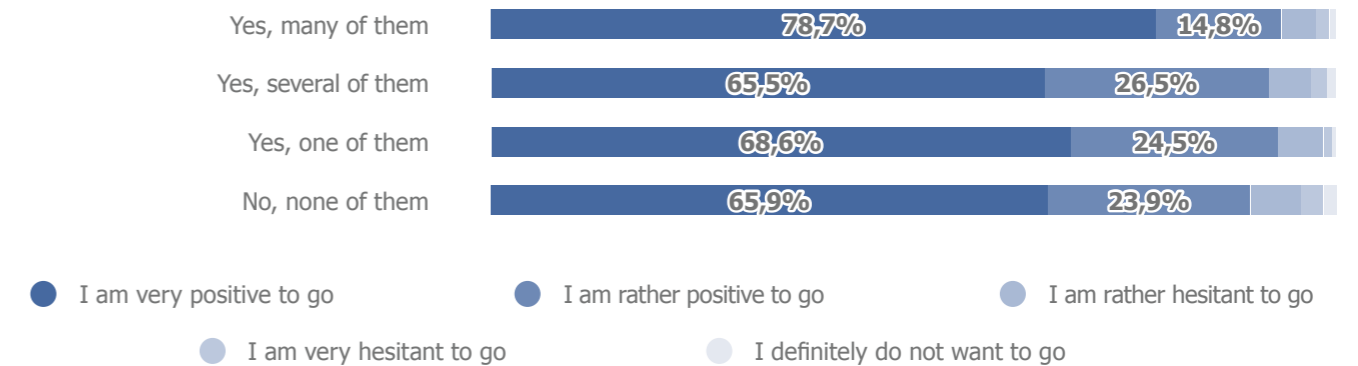
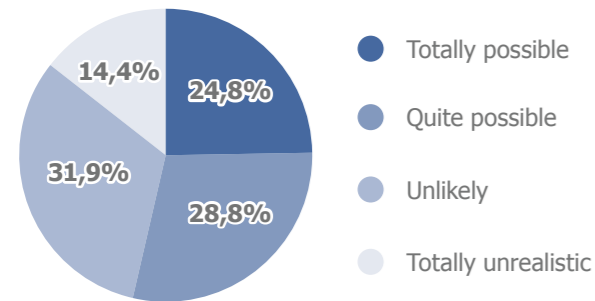
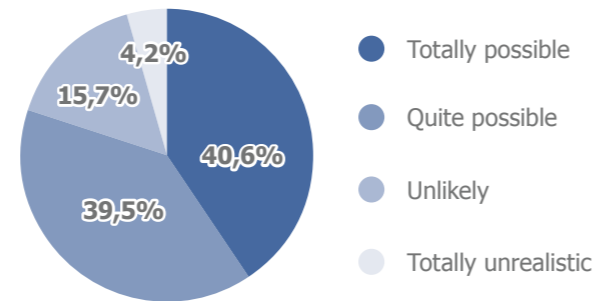


Figure 29: Reality of going abroad in the future, in percentages

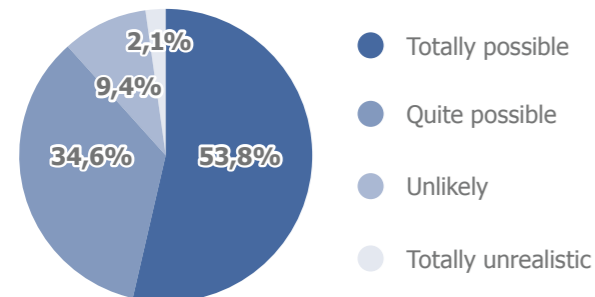
How realistic would you say it is for you to participate in a mobility experience now or in the coming months



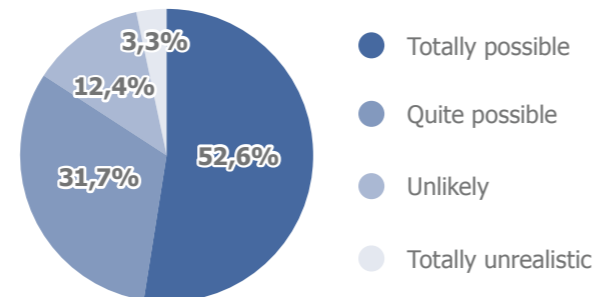
How realistic would you say it is for you to participate in a mobility experience next year



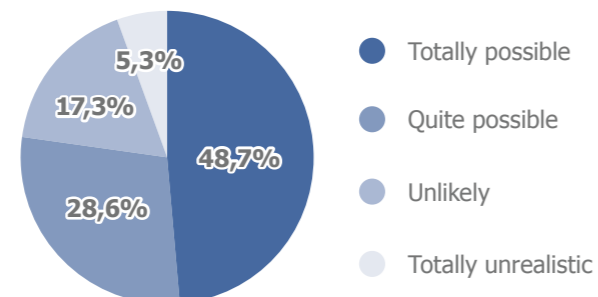
How realistic would you say it is for you to participate in a mobility experience in the coming 2-3 years



How realistic would you say it is for you to participate in a mobility experience in the coming 4-5 years



How realistic would you say it is for you to participate in a mobility experience in more than 5 years from now

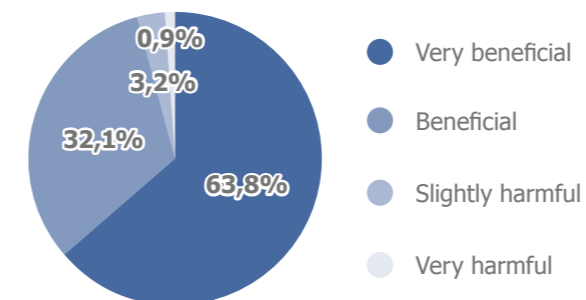


When asked, the respondents of the Eurodesk 2022 survey stated that they see their own participation in a mobility experience as most realistic 2 to 3 years from now (about 88%), closely followed by 4 to 5 years from now (about 84%; see Figure 29). Overall, the biggest difference can be seen when assessing how realistic participating in a mobility would be now or in the coming months; only slightly more than half of respondents were on the positive end of the scale, while around 45% see a mobility experience now or in the coming months as unrealistic. Deeper analysis shows that teenagers prefer going abroad in 2 or more years from now, while young people in their twenties see the mobility experience as realistic in shorter time frames. Similarly, respondents with a higher level of education see the mobility experience as more realistic in a shorter timeframe, while the less educated consider it realistic in years to come. In the short-term (this year or next), young people from urban areas see their mobility experience as more realistic than their peers from rural areas. In terms of youth information services, this is an important finding as it suggests information of a more immediate nature (practicalities, detailed funding programmes, etc.) should be aimed at youngsters in their twenties and older, while more general information useful in planning future educational and career pathways should be aimed at teenagers.

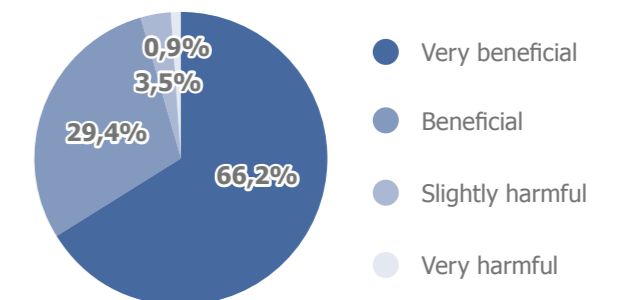
Respondents were further asked to indicate what the benefits of a mobility experience could be for their personal and professional life, and further education. As shown in Figure 30, the respondents see the mobility experience as beneficial, with about 96% of respondents appreciating mobility as beneficial to their education, about 96% seeing it as beneficial to their professional life, and about 94% seeing it as beneficial to their personal life.

Figure 30: Benefits of a mobility experience, in percentages

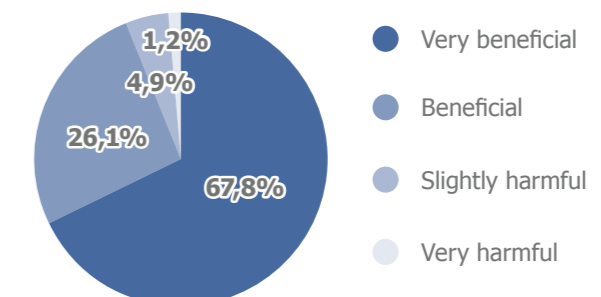
How would you consider a mobility experience for your (further) education?



How would you consider a mobility experience for your professional life?

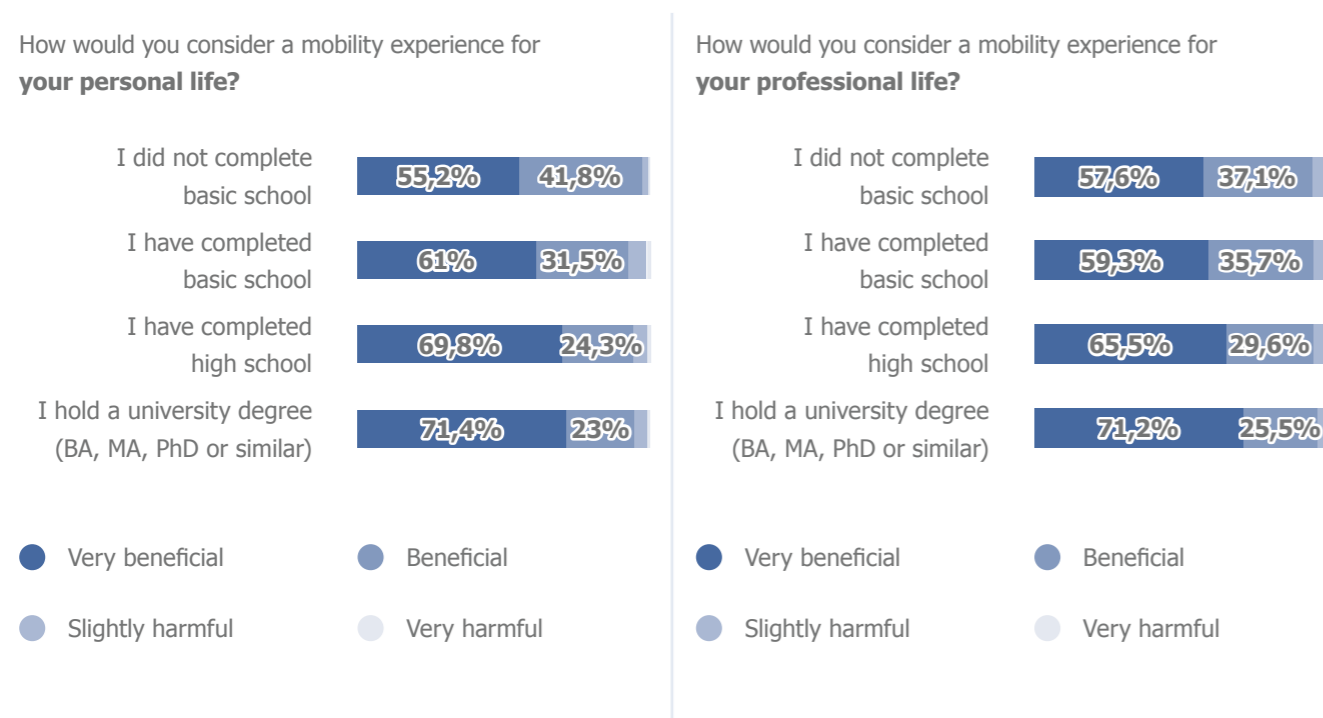


How would you consider a mobility experience for your personal life?



Deeper analyses show that older respondents are more convinced of the benefits of a mobility experience, with the youngest age group being least enthusiastic (although 88% of this group record their responses on the positive half of the scale). In terms of the educational attainment of respondents, deeper analyses show that the higher their educational attainment, the more they appreciate the benefits of a mobility experience in all three domains: personal and professional life, and further education (see Figure 31). Similarly, young people from urban areas tend to see the mobility experience as more beneficial than their counterparts from rural areas. Figure 32 also shows that the more friends with direct mobility experience a young person has, the more they value the mobility experience in all three domains. This can be due to direct experience-sharing as well as direct observation; young people spend time with their friends, and hence they not only listen to their experiences, but also observe how their friends manage various aspects of their lives.

Figure 31: Benefits of a mobility experience across educational attainment groups, in percentages



How would you consider a mobility experience for your (further) education?

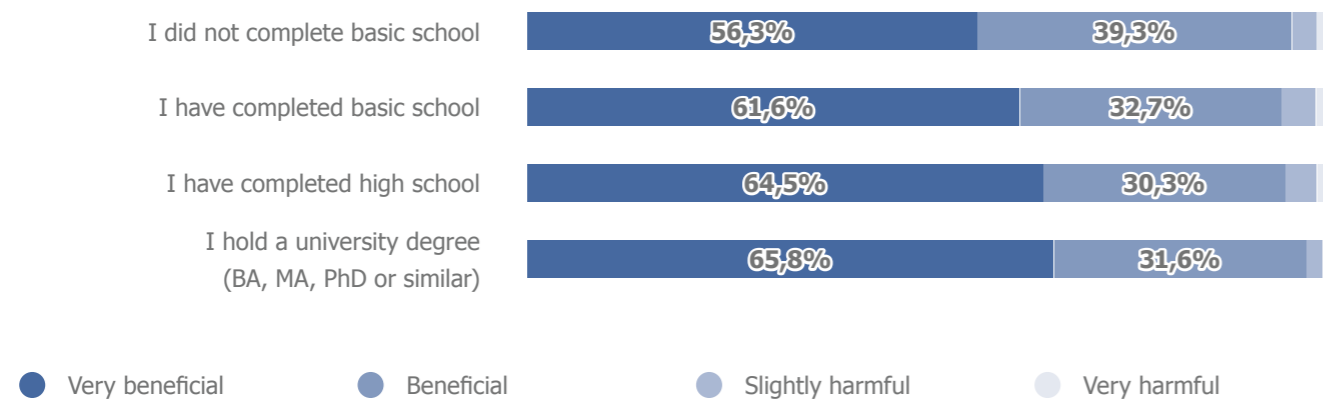
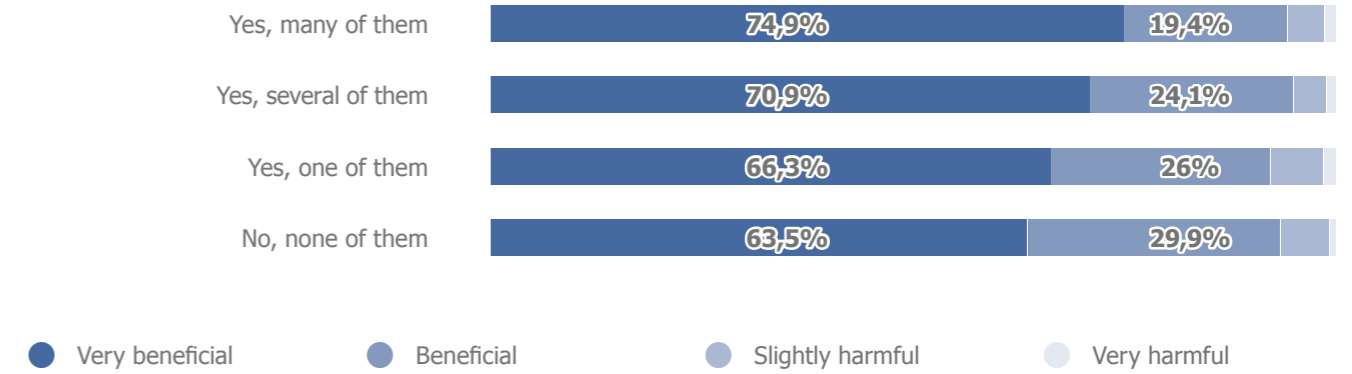
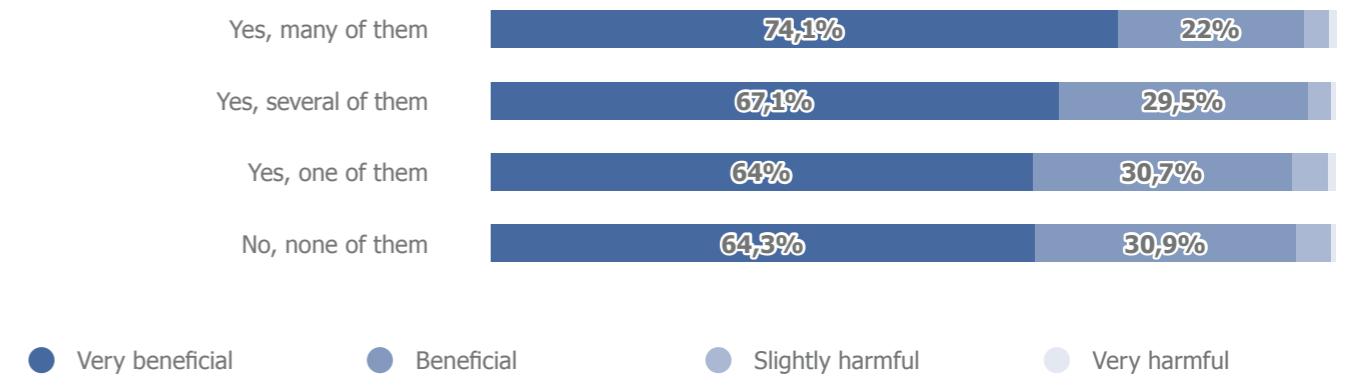


Figure 32: Benefits of a mobility experience in connection to number of friends with direct mobility experience, in percentages

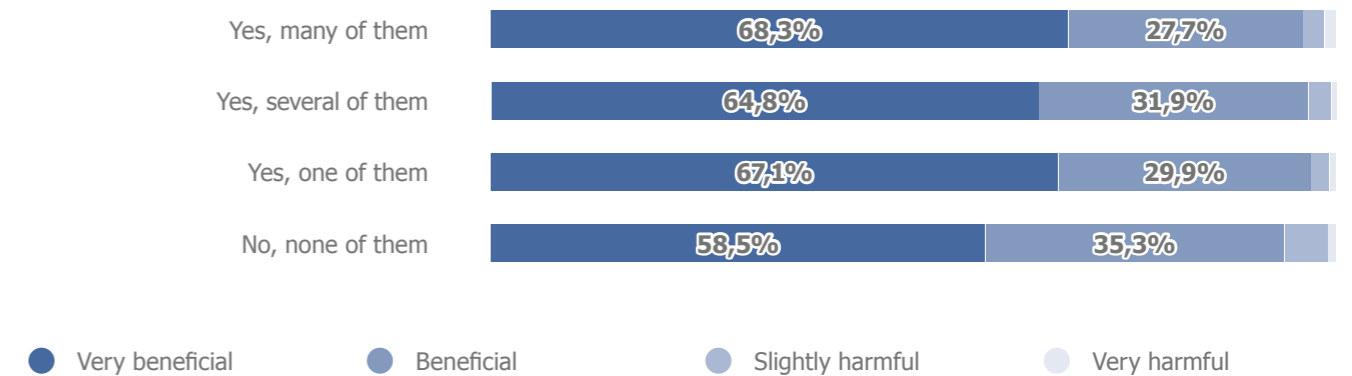
To what extent are you open to going abroad for a mobility experience? / How would you consider a mobility experience for your personal life?



To what extent are you open to going abroad for a mobility experience? / How would you consider a mobility experience for your professional life?



To what extent are you open to going abroad for a mobility experience? / How would you consider a mobility experience to your (further) education?



Eurodesk 2022 survey respondents could select the mobility format that they would like to participate in, as shown in Figure 33. The three most interesting mobility formats for the respondents are (a) attending training courses abroad (about 83% of very and moderately interested), (b) working abroad (about 81% of very and moderately interested), and (c) doing an internship abroad (about 77% of very and moderately interested). The least interesting mobility format is a seasonal job abroad, and the most mixed result is travelling across Europe via the DiscoverEU scheme, which is largely interesting to the respondents on the one hand (about 78% of very and moderately interested), but also unknown to the largest share of respondents on the other: more than 5% of respondents marked it with "I have never heard of this mobility".

The respondents of the Eurodesk 2022 survey also indicated what types of mobility experience (in terms of length and implementation) they are interested in (see Figure 34). The most interesting are short and long-term physical mobility types, with over 85% and over 80% of very or moderately interested young people, respectively. Blended mobility opportunities are still somewhat interesting to young people, with around 70% of the respondents indicating considerable or moderate interest, and virtual exchanges are the least favoured option, with less than 50% of interested respondents overall. Generally, the short-term mobility opportunities are more popular than the longer-term options in each of the physical, blended, and virtual mobility types.

Figure 33: Interest in different mobility formats, in percentages

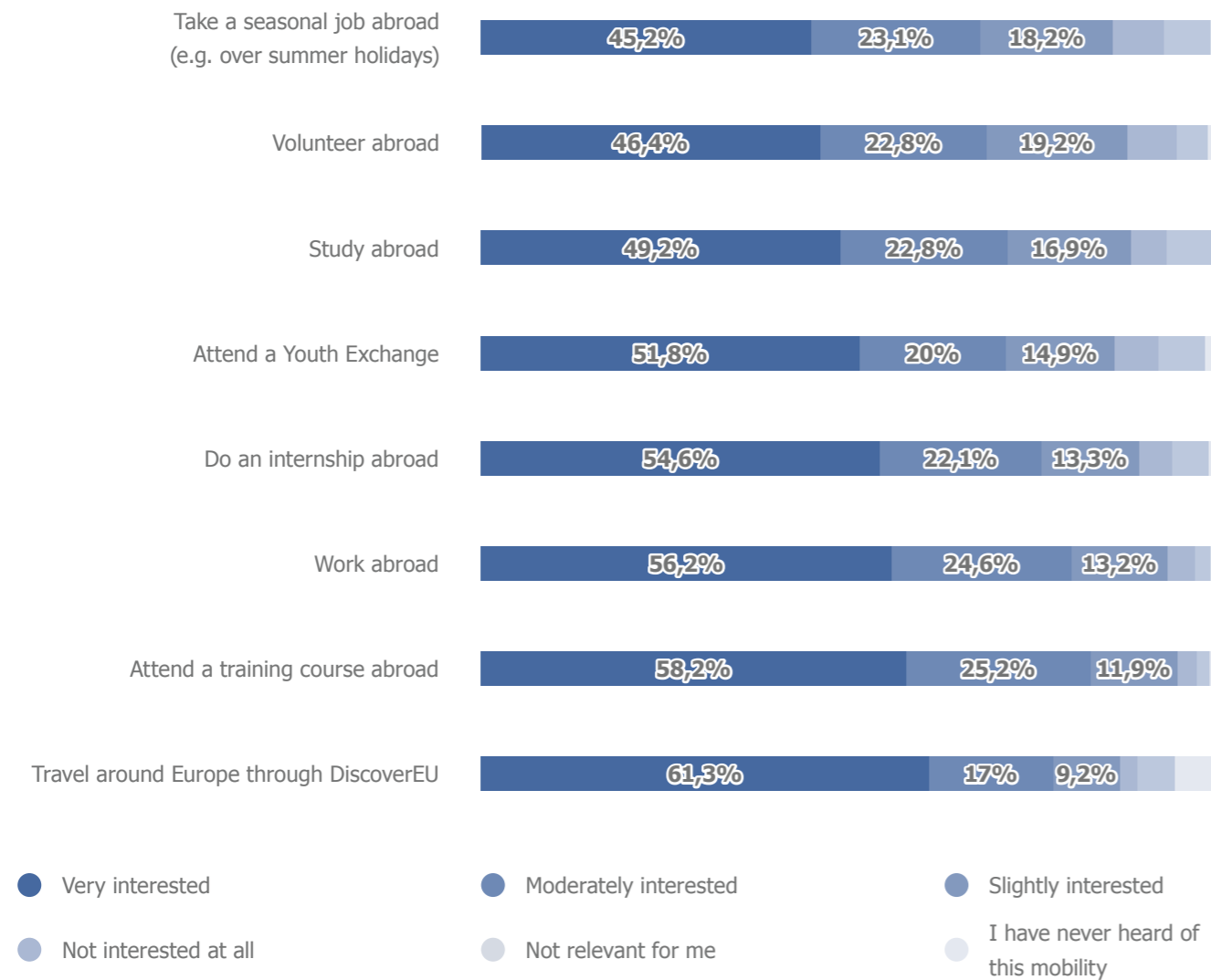
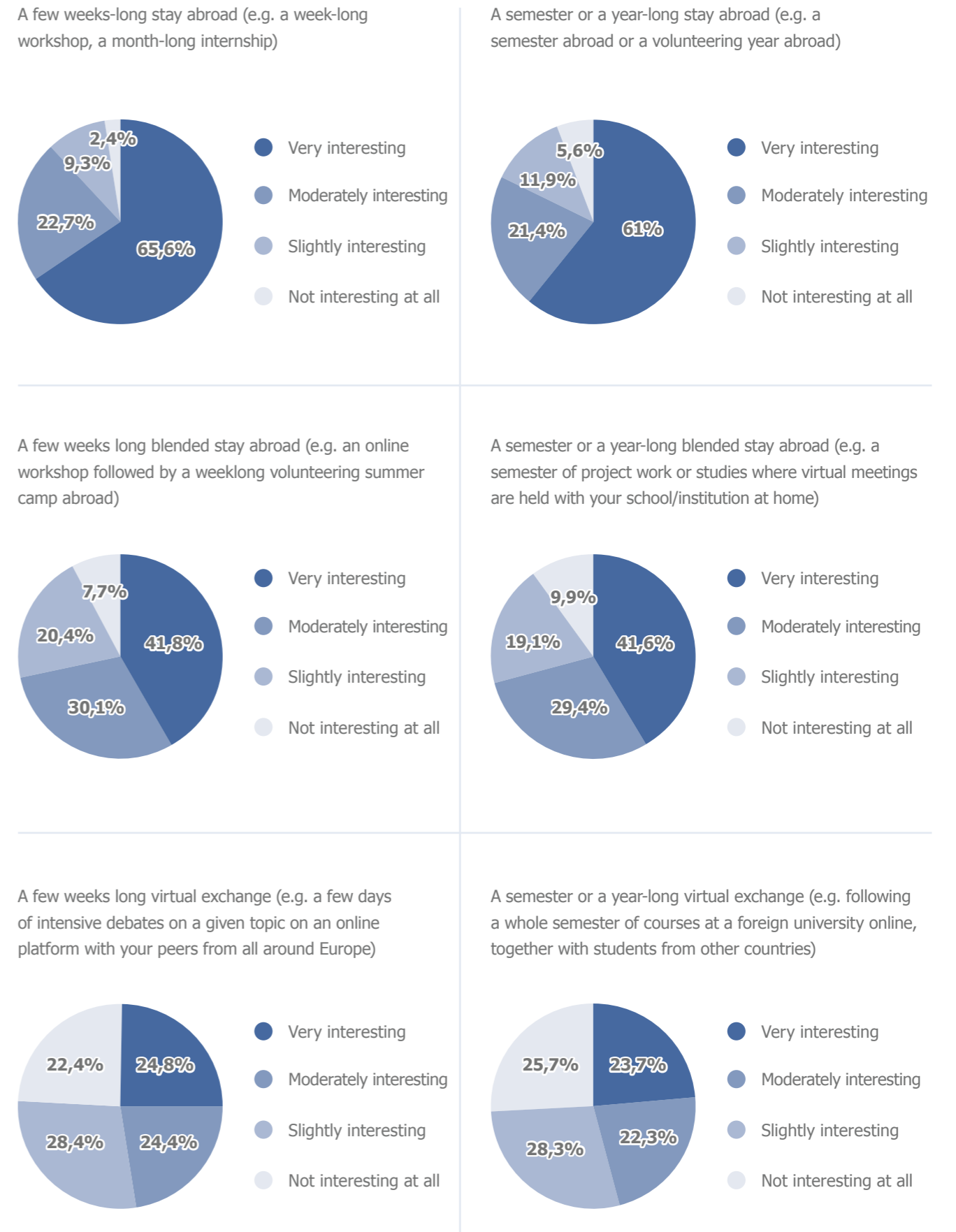


Figure 34: Interest in different types of mobility, in percentages



3.1 YOUTH POINT OF VIEW ON MOBILITY: KEY TAKEAWAYS



90%

of the respondents are open to the idea of going abroad for a mobility experience.



The respondents stated that they see their own participation in a mobility experience as realistic 2 to 3 years from now, closely followed by 4 to 5 years from now.



The three mobility formats that are most interesting to the respondents are

- ◆ attending training courses abroad,
- ◆ working abroad, and
- ◆ doing an internship abroad.



~96%

of the respondents appreciating mobility as beneficial to their education



~96%

of the respondents seeing it as beneficial to their professional life



~94%

of the respondents seeing it as beneficial to their personal life



The Eurodesk 2022 survey respondents show that the most interesting are short-term and long-term

PHYSICAL MOBILITY

types, with over 85% and over 80% of very or moderately interested young people, respectively.

BLENDED MOBILITY

types are considerably less appealing to young people (about 70% of the respondents indicating considerable or moderate interest).


VIRTUAL MOBILITY

types are rated last with less than 50% of the respondents interested in using them.



SHORT-TERM MOBILITY OPPORTUNITIES

are more popular than the longer-term options in each of the physical, blended, and virtual mobility types, scoring systematically higher by several percentage points.



4. IMPACTS OF THE COVID-19 PANDEMIC ON YOUTH MOBILITY

The Eurodesk 2022 survey also focused on exploring the impact of the COVID-19 pandemic on young people in terms of mobility. In this context, it is very positive that **more than 80% of young people are still open to going abroad, to a similar extent they were before the COVID-19 pandemic hit** (see Figure 35). **About 16% of young people, however, are now less open to going abroad as a consequence of the pandemic.** Deeper analyses show that there are no systematic trends in different groups of respondents, suggesting the pandemic affected young people's openness to a mobility experience very similarly across different subgroups.

...it is, undoubtedly, a positive finding that more than 80% of the young people are still open to going abroad to a similar extent they were before the COVID-19 pandemic hit...

A slightly more pessimistic picture can be seen in Figure 36, where the respondents were asked to indicate how realistic they see going abroad today in comparison to before the COVID-19 pandemic. Only 20% of the young people stated that nothing has changed; for about half of the respondents the situation is mostly the same as it was before the pandemic, and **for about a quarter of the respondents, going abroad does not seem as realistic as it was before the pandemic.** Deeper analyses show that female respondents are slightly more pessimistic (about 75% of positive answers) than males and non-binary youth (about 78% of positive answers) in their assessment of how realistic it is to go abroad today in comparison to before the pandemic (see Figure 37).

Figure 35: Openness to going abroad in the context of COVID-19 pandemic, in percentages

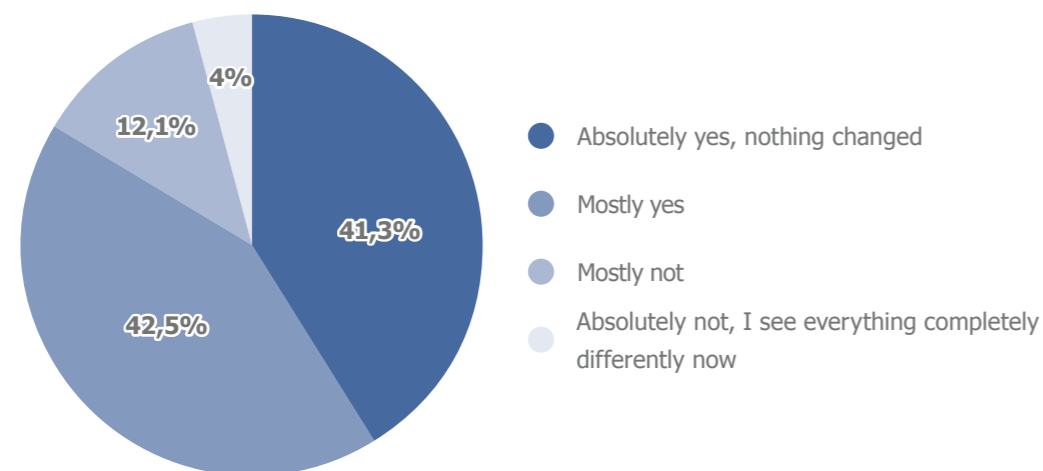


Figure 36: Realism of going abroad in the context of COVID-19 pandemic, in percentages

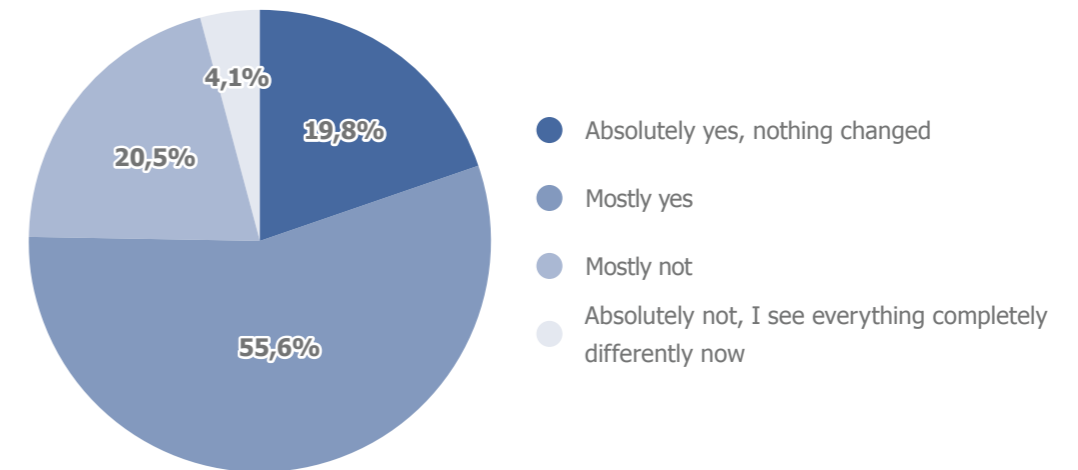
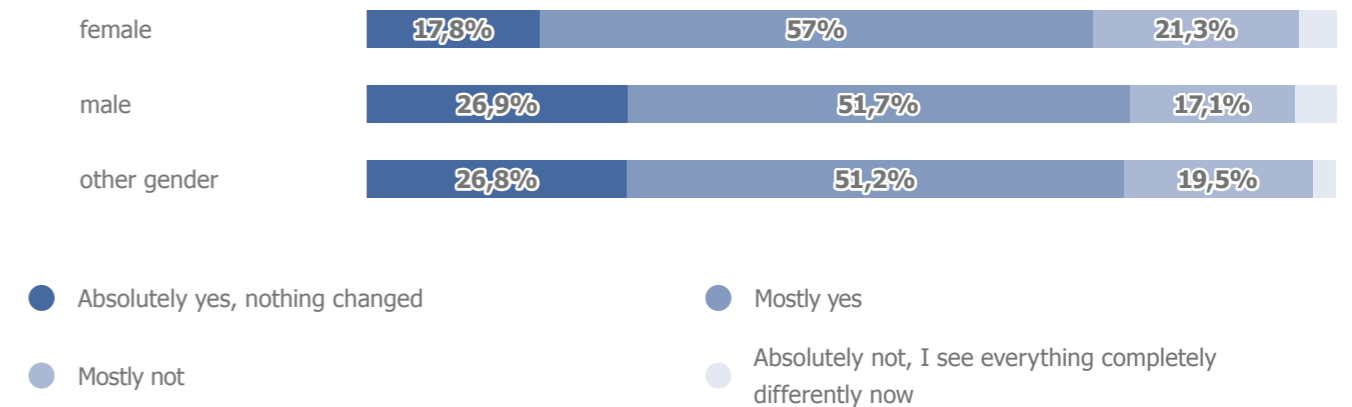


Figure 37: Realism of going abroad in the context of COVID-19 pandemic across gender groups, in percentages

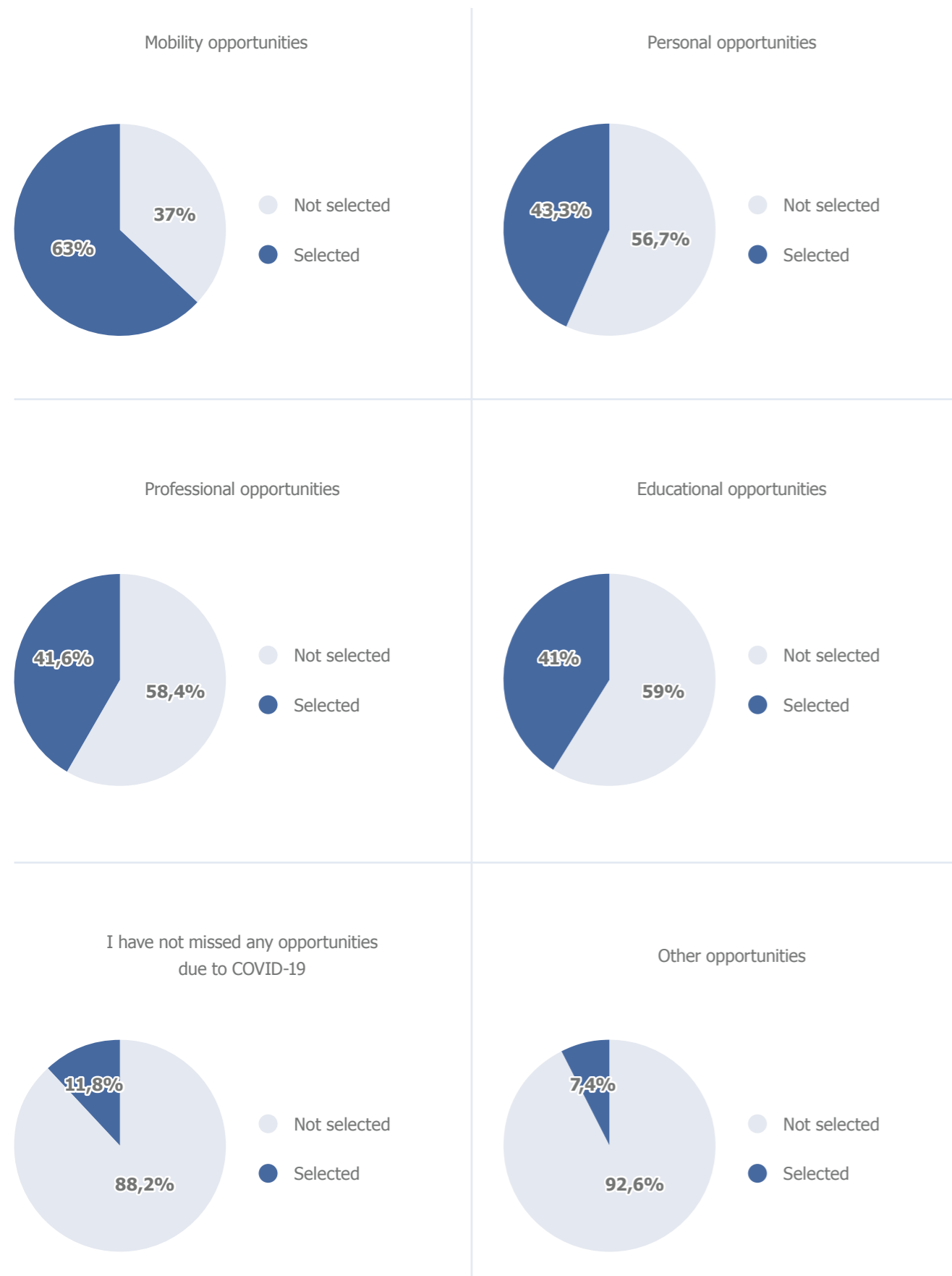


The Eurodesk 2022 survey respondents could also voice their opinions on opportunities they have missed out on due to the COVID-19 pandemic (see Figure 38). Mobility opportunities are the most frequently indicated option in this question, **with almost two thirds of all respondents agreeing that they have missed out on mobility due to the COVID-19 pandemic.** Missing out on personal, professional, and educational opportunities is indicated by more than 40% of the respondents, and only about 12% of the respondents stated that they did not miss out on any opportunities whatsoever due to the COVID-19 pandemic.

Deeper analyses show that females are more likely to feel that they missed out on mobility opportunities than males and non-binary youth, and young people with higher educational attainment feel this in higher numbers than those with lower levels of completed education (see Figure 39). This may be because young people are more open to a mobility experience when they are in their twenties (see Figure 26), and hence when they have already finished high school education.

At the same time, **highly educated youth and young people in larger cities feel they missed out on various opportunities in larger numbers than their less educated peers and youth in smaller towns or rural areas** (see Figure 39).

Figure 38: Missed opportunities by young people due to COVID-19 pandemic, in percentages



Deeper analyses show that it is the teenage respondents and those over 30 years of age who are more likely to believe they have not missed out on any opportunities due to the COVID-19 pandemic, compared to young people in their twenties, who feel the burden more intensely. This can, again, be connected to the fact that young people in their twenties are more likely to immediately plan activities, including mobility opportunities, while their younger counterparts still feel there is time to achieve these goals, and those over 30 years of age might have already used these opportunities and moved on to building families and careers.

Figure 39: Missed opportunities by young people due to COVID-19 pandemic, deeper analyses, in percentages

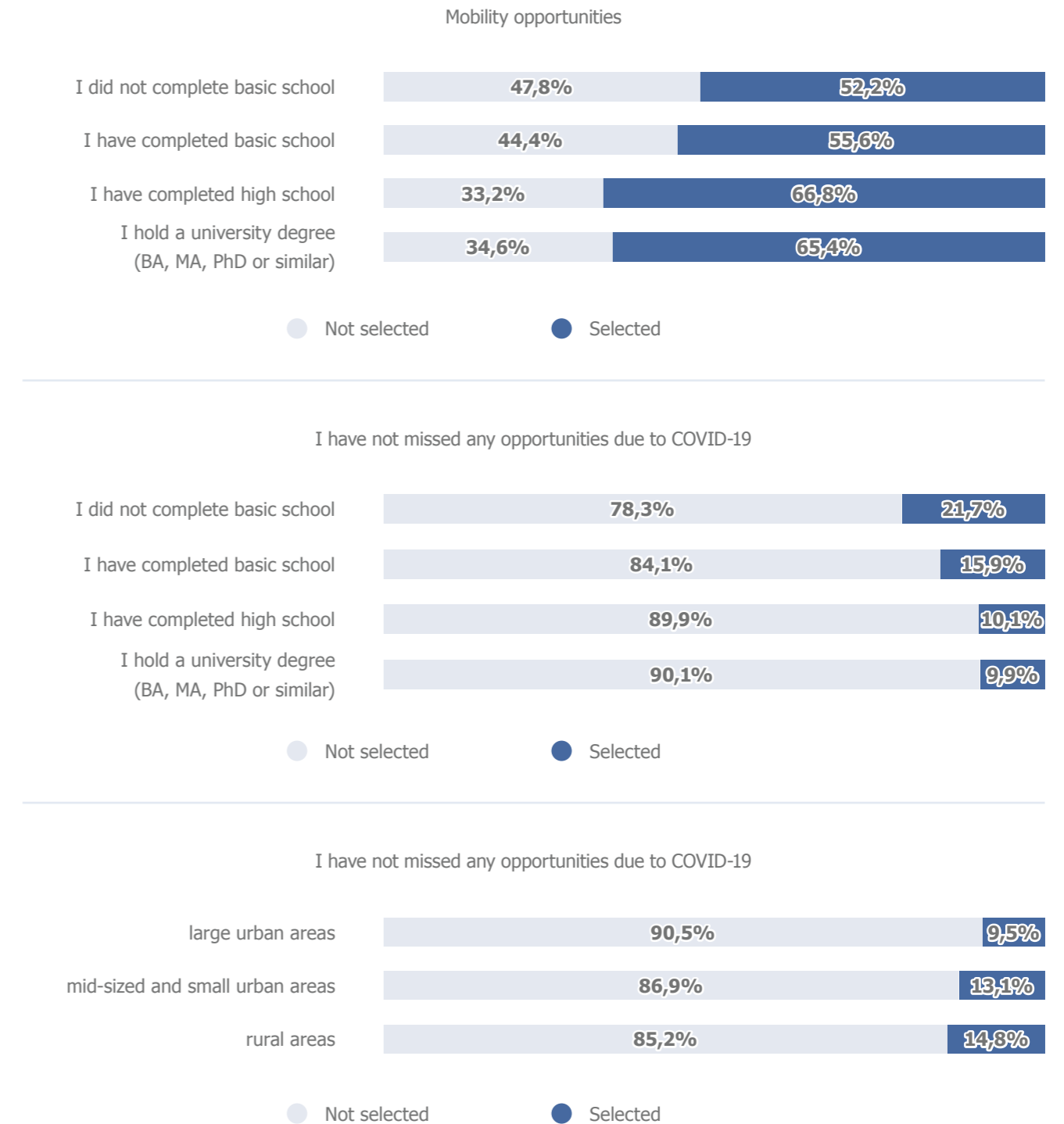


Figure 38 also shows that more than 7% of respondents selected “Other opportunities” they missed out on, and elaborated using an open question. Although most of the answers could be linked to one of the dimensions above (e.g., a cancelled internship can fall under professional opportunities young people missed out on), there are some interesting answers that provide a deeper insight into what additional opportunities were missed out on by young people during the pandemic. Many of these relate to important social events, such as celebrating coming of age, graduation, or finding a first job, suggesting a weakening of community rituals, which could have had an impact on the social and community life of young people at large. Some young people mentioned missed opportunities in relation to sports, hobbies, and culture. Others emphasised missed opportunities for tackling their existing health problems, including mental health issues, due to the restrictions and the strain on the health care system linked to the pandemic. Yet other young people mentioned the delay in obtaining their driving licence, which could have further negative effects on their lives, especially for young people from rural and remote areas. And lastly, some young people described missing out on “experiencing my youth” or “being alive opportunities”, both quotes bluntly showcasing the burdens that the pandemic restrictions imposed on young people in Europe and beyond.

When it comes to the impact of the opportunities missed as a result of the COVID-19 pandemic, most young people see negative effects on their personal life (about 70%), on their education (about 66%), and on their work life (about 63%), although there are some young people who do not see any impacts at all (over 8% in terms of personal life, over 13% in terms of education, and almost 17% in terms of work). Some respondents even believe there were benefits to not having some of the opportunities they would have enjoyed if the COVID-19 pandemic had not hit (see Figure 40). Given that for all three potential impacts, roughly 20% of the respondents suggested positive effects, there is potential to further explore this phenomenon: do young people, for instance, see the pandemic as an opportunity to look for other unusual opportunities, and hence overall consider the outcome as positive? Is this assessment of young people accurate, or will they change their views in the future as they have more time to reflect? These, and many other questions could, and should, be asked to young people.

Figure 40: Impacts of missed opportunities by young people due to COVID-19 pandemic, in percentages



4.1 IMPACTS OF THE COVID-19 PANDEMIC ON YOUTH MOBILITY: KEY TAKEAWAYS



OVER 80%

of the young people are still open to going abroad to a similar extent they were before the COVID-19 pandemic hit.

As a result of the COVID-19 pandemic, most young people see negative effects on their



PERSONAL LIFE

(about 70%)



EDUCATION

(about 66%)



WORK LIFE

(about 63%)



ABOUT A QUARTER

of the Eurodesk 2022 survey respondents do not see going abroad to be as realistic as it was before the pandemic.



ALMOST TWO THIRDS

of all respondents agree that they have missed out on mobility due to COVID-19 pandemic.



5. YOUTH INFORMATION NEEDS RELATED TO MOBILITY

Information on mobility opportunities is an important topic, especially in the context of Eurodesk services, and hence the respondents could express their opinions on various aspects of information on youth mobility.

A quite visible trend suggests that the more educated the young person is, the more likely it is they already have experience with looking up mobility-related information...

As shown in Figure 41, almost 80% of the respondents have personally looked up information on mobility-related subjects. There are, however, quite a few **differences across various youth groups**, as the deeper analysis shows in the following figures. Firstly, the respondents with the least amount of experience looking up mobility opportunities are young people in their teens, with almost 50% inexperienced in the youngest age group, and 30% inexperienced among the 16–18-year-olds (see Figure 42). The most experienced, on the other hand, are young people in their twenties (only 15-16% are inexperienced within this age group), with the over-30-year-olds representing the same shares as the overall sample. Females are the most experienced in this regard (about 81%), with males being least experienced (about 72%) and non-binary youth located in the middle (about 77%; see Figure 43).

Further differences in experience with information on youth mobility can be seen in Figure 44, with respect to the **educational attainment** of the respondents. A quite visible trend suggests that the more educated the young person is, the more likely it is that they already have experience in looking up mobility-related information; **only about 56% of young people who did not complete basic school tried looking up mobility-related information, compared to about 87% of university graduates**. This can only be partially explained by the relationship between age and educational attainment (i.e., that it is likely that young people’s educational attainment will get higher as they get older), but not fully, as the relationship in this case is much more distinct than the one shown in Figure 42, where the age groups are shown. In other words, the educational level of young people matters when it comes to looking up mobility information, and it can be related to another finding presented in this report: the school environment being an important player in providing mobility information to young people.

Figure 41: Experience of respondents with looking for mobility-related information, in percentages

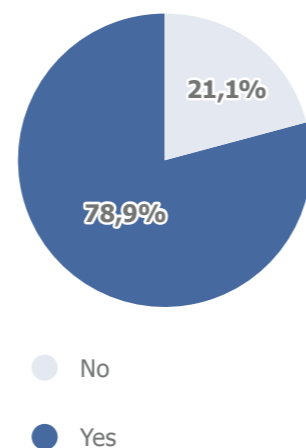


Figure 42: Experience of respondents with looking for mobility-related information across age groups, in percentages

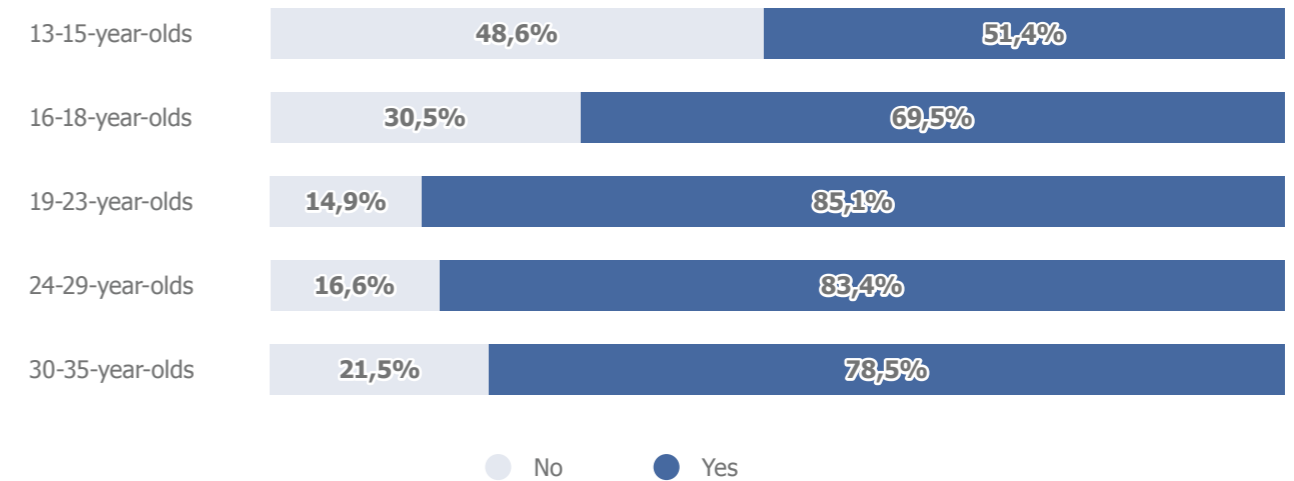


Figure 43: Experience of respondents with looking for mobility-related information across gender groups, in percentages

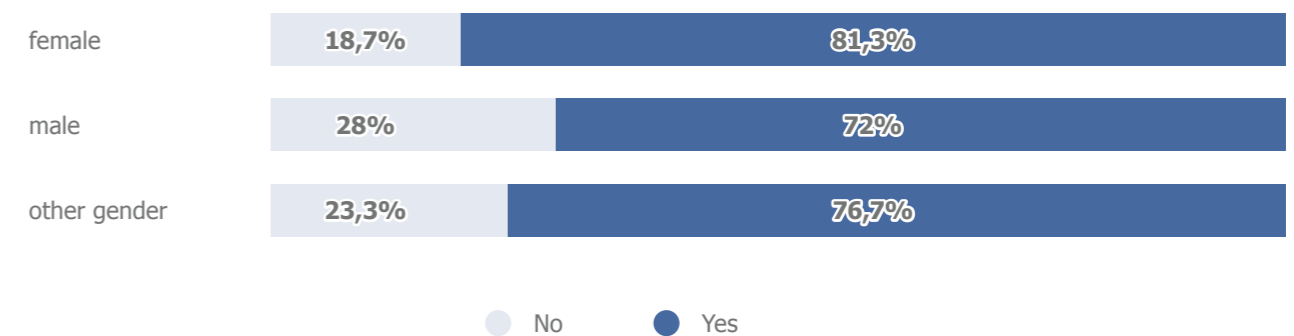


Figure 44: Experience of respondents with looking for mobility-related information across educational attainment groups, in percentages

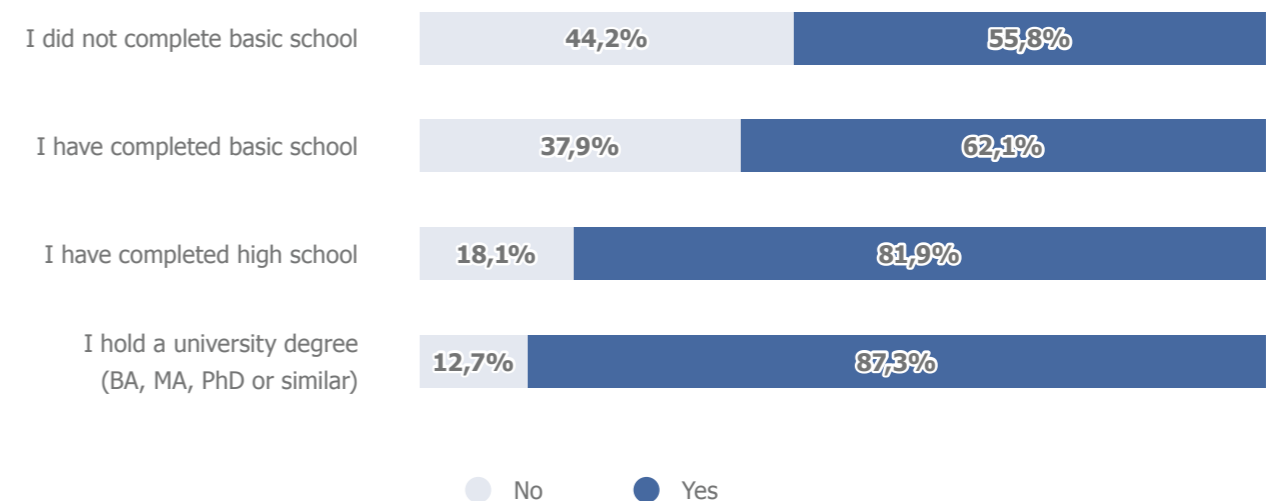


Figure 45: Experience of respondents with looking for mobility-related information across respondents in different economic processes, in percentages

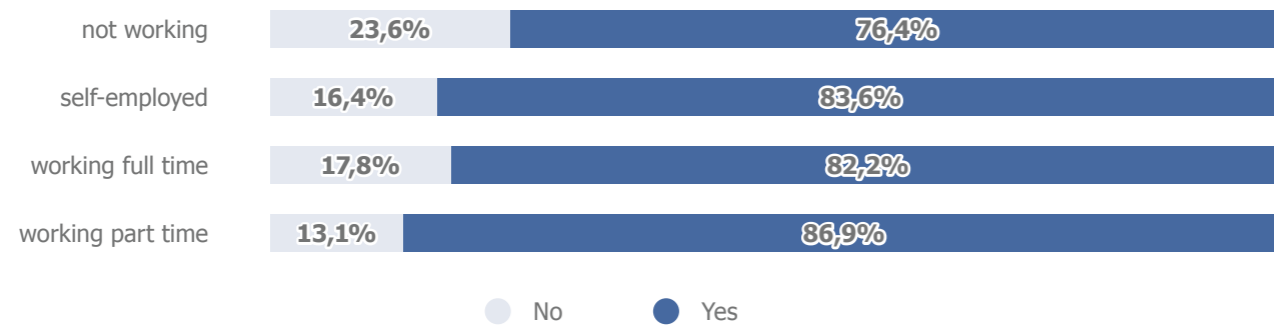
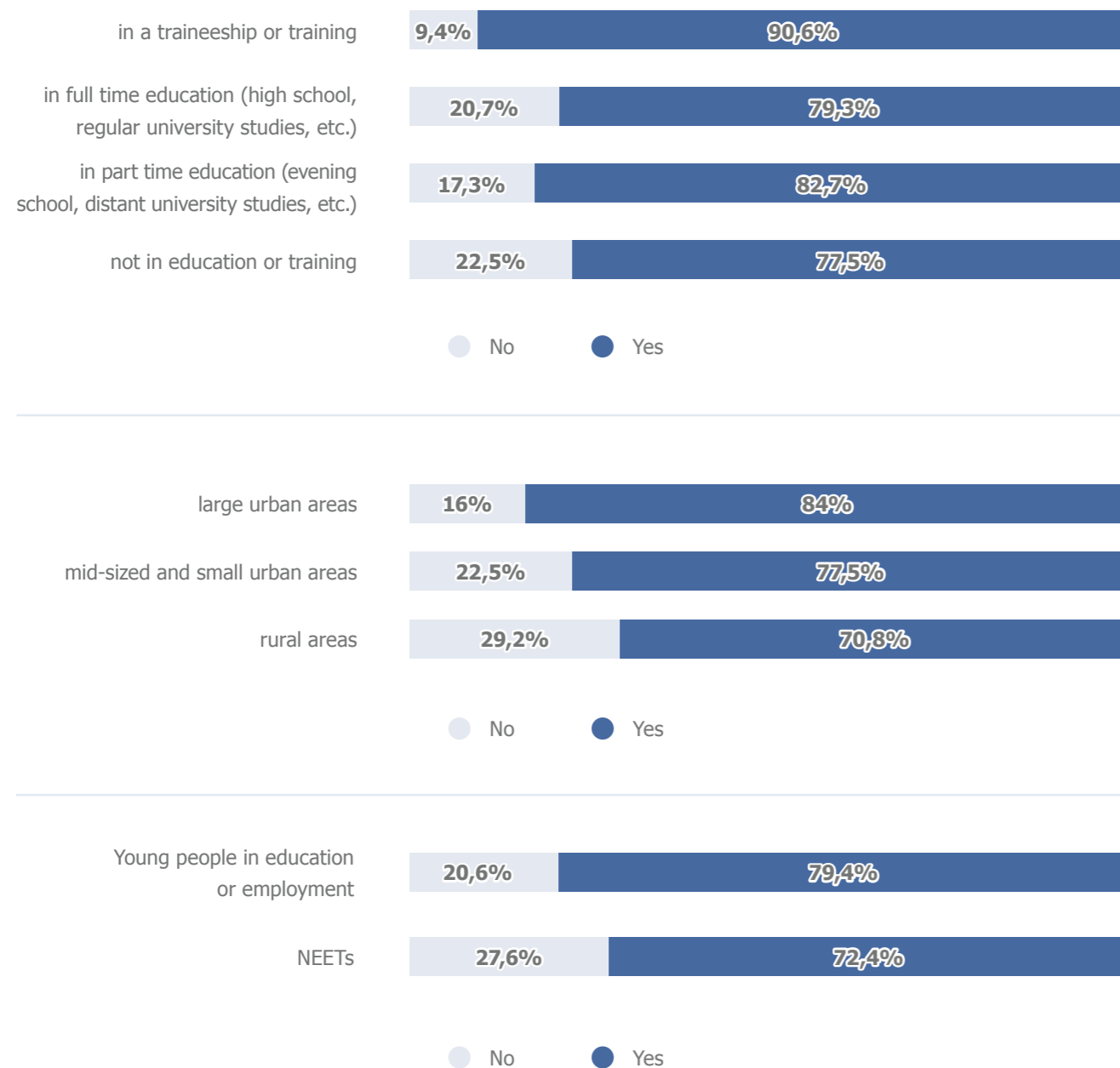


Figure 46: Experience of respondents with looking for mobility-related information, deeper analyses, in percentages



Similarly, we see differences between groups of economically active young people, as shown in Figure 45. Young people who do not work have the least experience in looking up mobility information (about 76%), in comparison to their peers in other groups (82% or higher). Among groups of young people in different educational processes (see Figure 46), those with notably higher experience in looking up information on mobility opportunities belong to the group of trainees and interns (about 91%), which could suggest they consider mobility options when looking for the traineeship and internship positions.

Quite a visible difference can be seen in the case of young people located in different living areas (see Figure 46). The highest experience with mobility information lies with urban youth (about 84%), and the level of experience lowers among young people from smaller towns (about 78%) and is the lowest among youth from rural areas (about 71%). Lastly, NEETs are less likely to look up mobility-related information (about 72%) than young people in education or employment (about 79%).

Figure 47: Sources of mobility-related information by respondents with no previous experience in searching for such information, in percentages

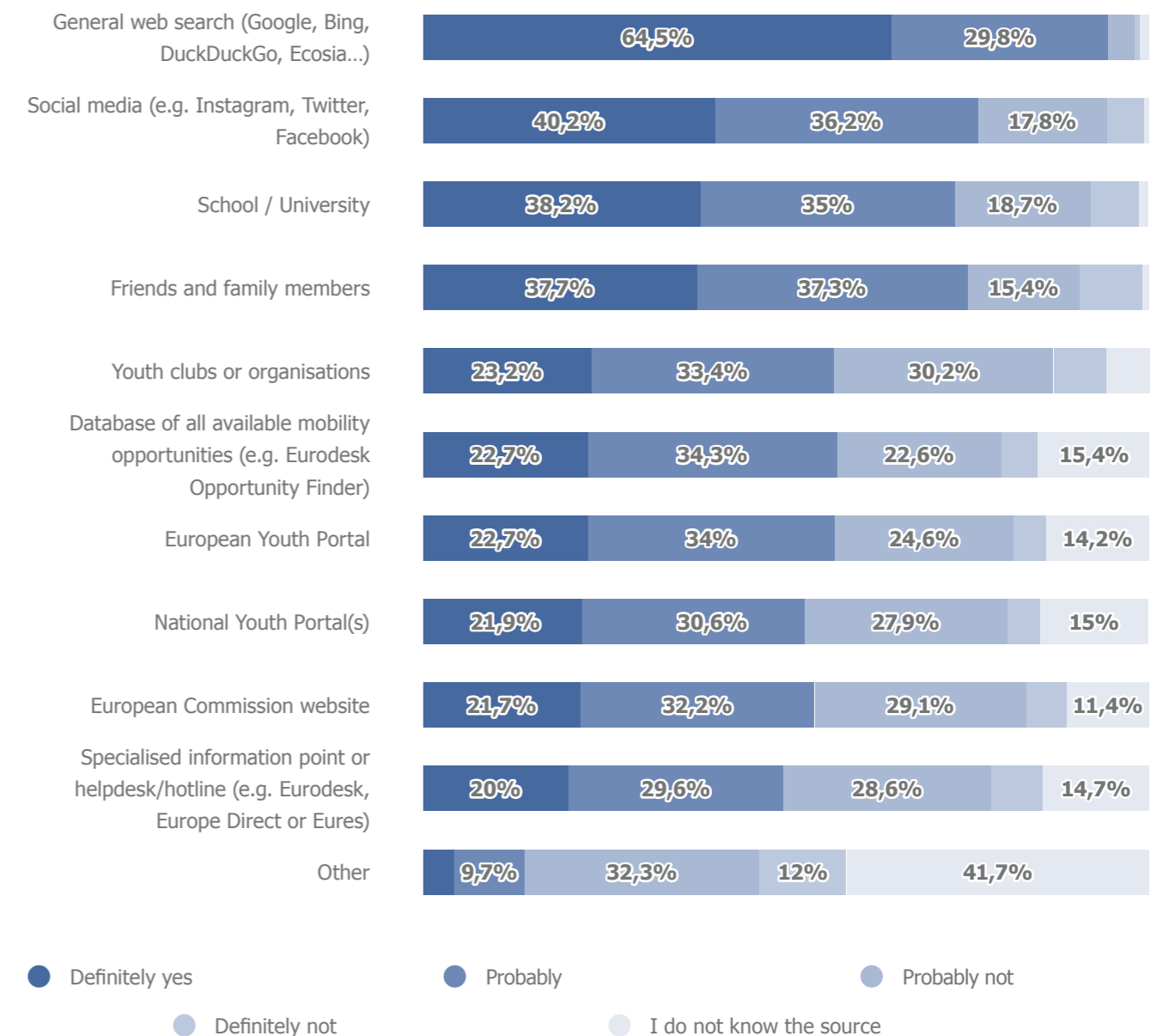
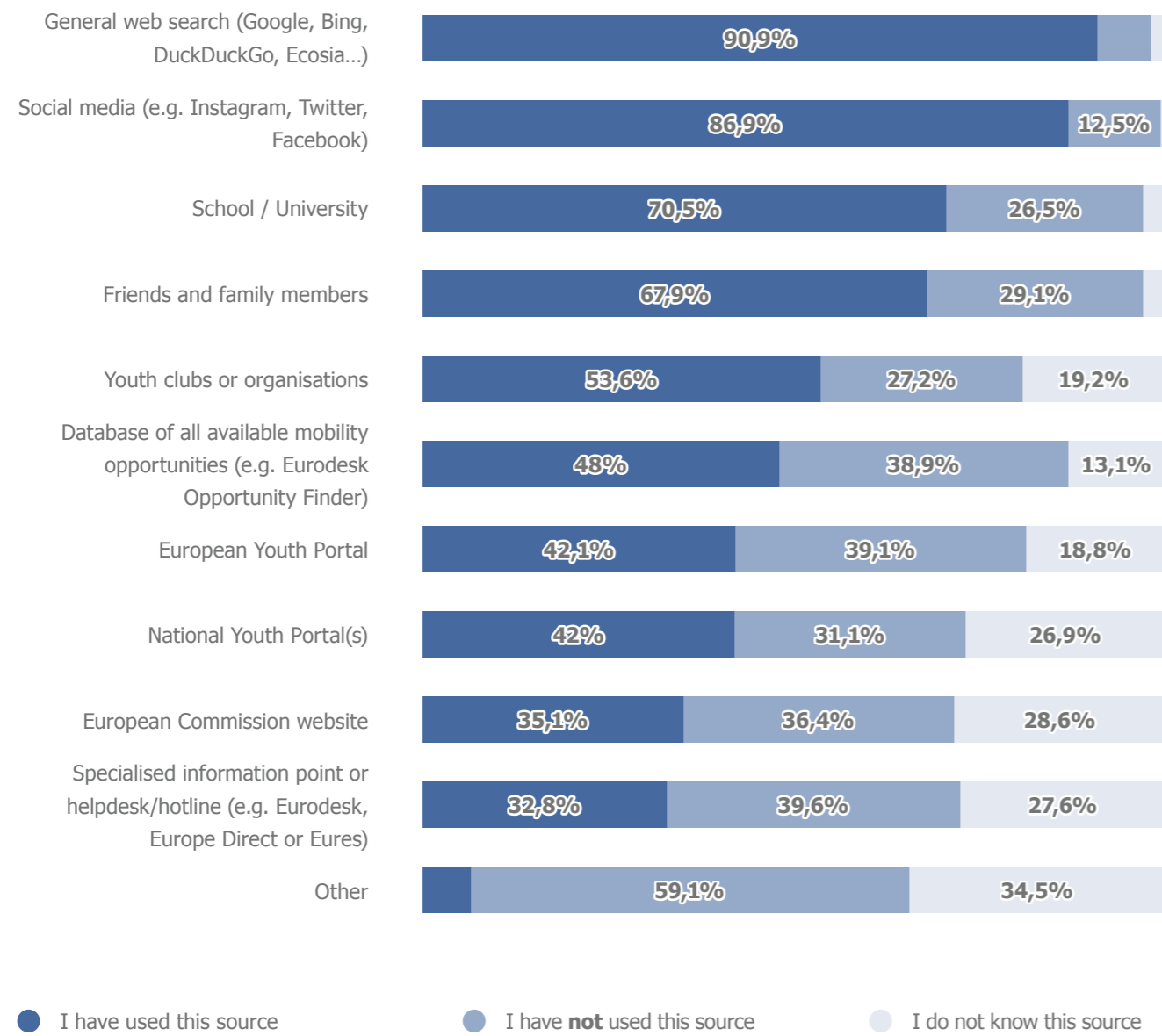


Figure 48: Sources of mobility-related information by respondents who already have experience in searching for such information, in percentages



Both groups of respondents (those who already have some experience with looking up mobility information, and those who do not) could share more details on the channels they would use (in case of no previous experience), and those they have used (in case they have already searched for such information). Results for both groups can be seen in Figure 47 and Figure 48, and there are several important findings. Firstly, the **most important channels for both groups of respondents are (a) general web search, (b) social media, (c) formal education institutions, and (d) networks of peers and relatives.** This suggests that these should be the main tools used in reaching out to young people, since they score highly as both a potential source (for those with no previous experience in searching for mobility information) and as an actual source (for those already experienced in searching for information). These findings are also in line with those published in the Eurodesk 2019 survey report, since the four top-scoring options are identical (c.f. Sabuni 2019), confirming that these channels are long-term favourites of young people when it comes to looking up youth mobility information.

Figure 49: Preferences on receiving information about mobility opportunities, in percentages

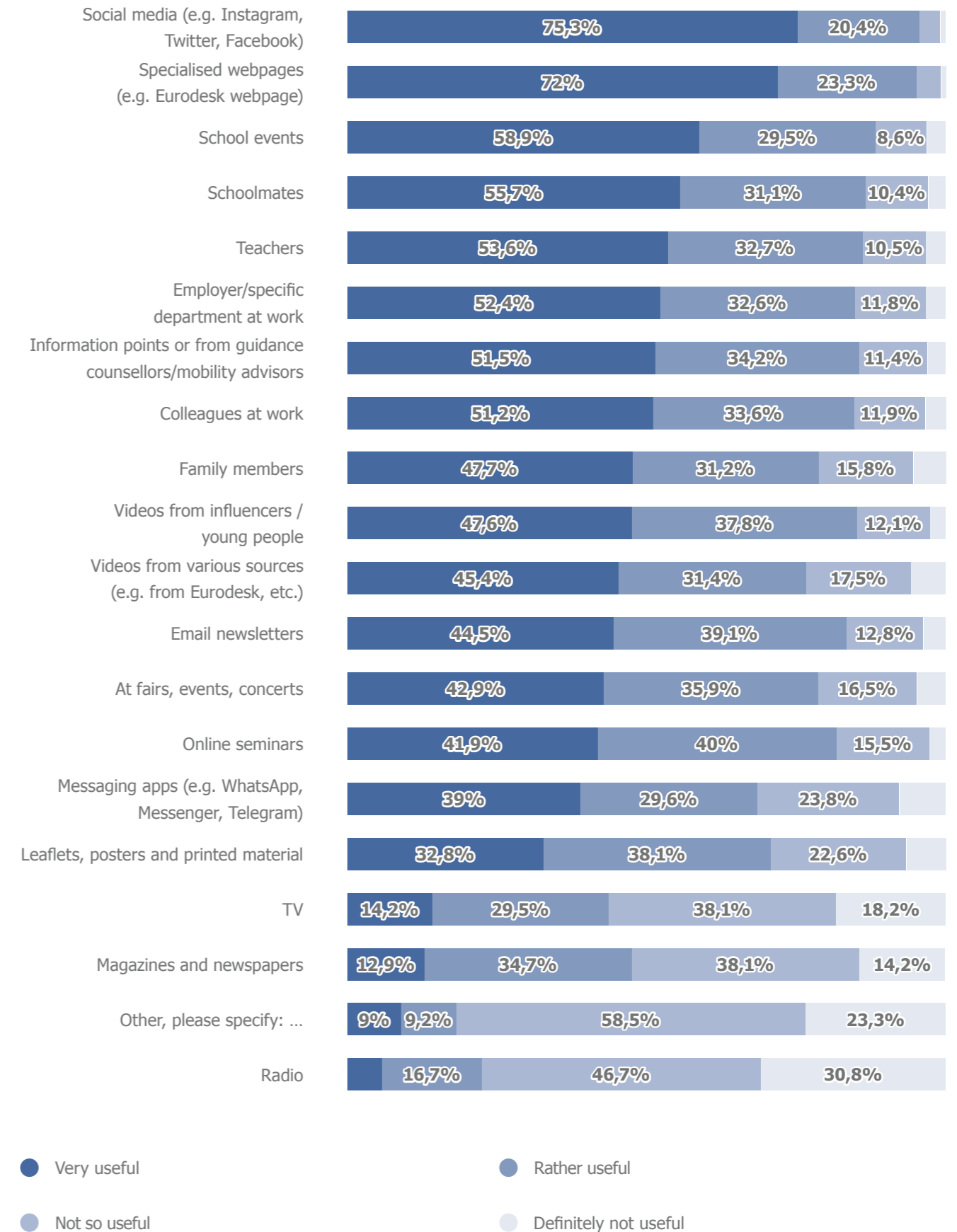
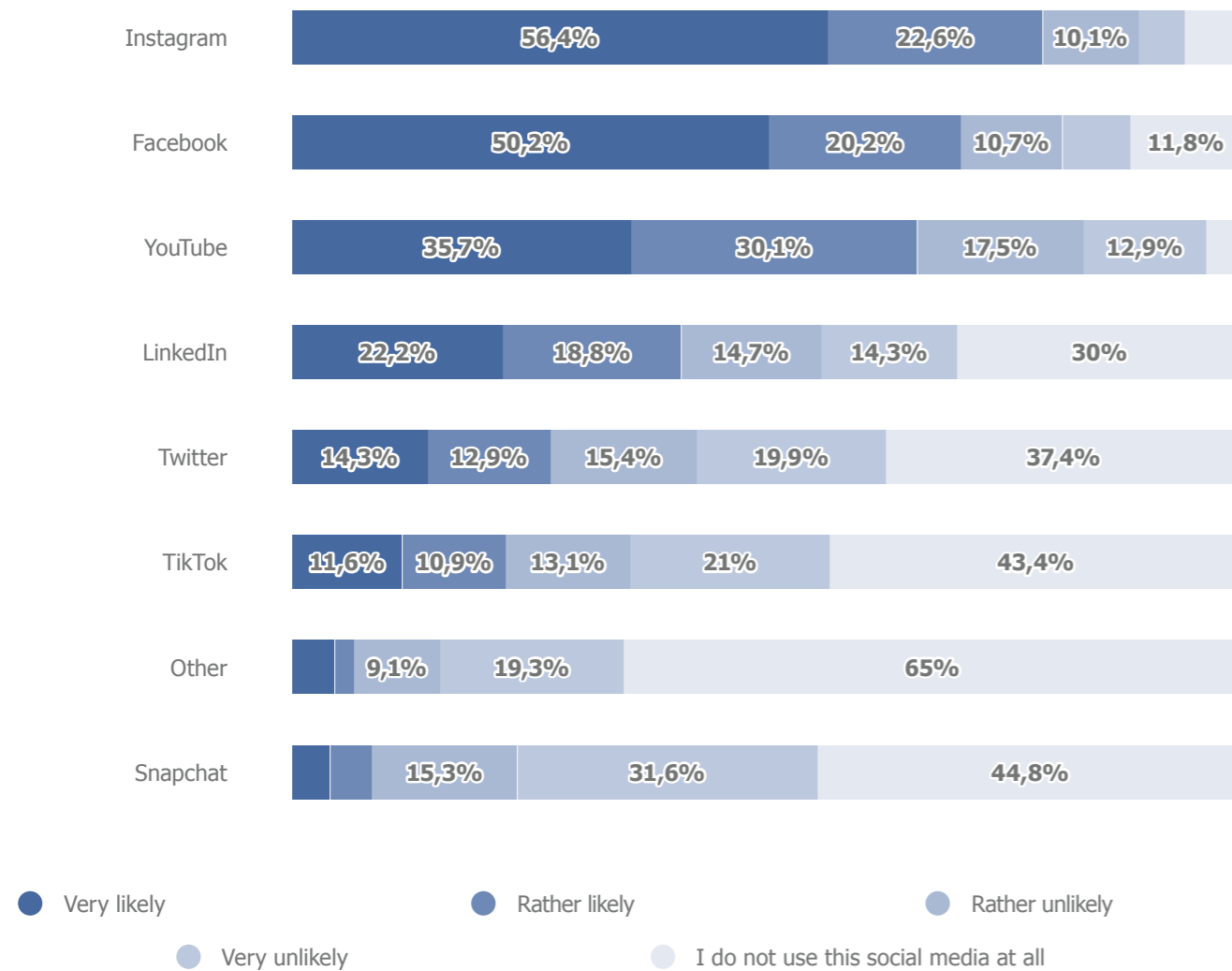


Figure 50: Social media networks as sources of youth mobility information, in percentages



Deeper analyses only focused on actual sources used by young people and covered the four top-scoring options mentioned above. These analyses show that the results are consistent across various subgroups of young people, with very few differences. Schools, as well as friends and family members, become less important information sources as young people grow older. Social media, as well as schools, are considered more important information sources for young women than for young men. Moreover, unsurprisingly, schools are not a popular information source for NEETs, and friends and family are a more favoured information source for young people whose friends or family possess mobility experience, and a less favoured information source for NEETs. School, and friends or family members, are also less likely to be used as an information source by young people who come from less affluent backgrounds.

The most vital finding that can be seen in Figures 47 and 48 is that there are many young people who do not know about the tools which should help them to find mobility information, first and foremost: youth information sources. **7% to 15% of respondents without prior experience in searching for mobility-related information do not know of youth** information sources (e.g., youth clubs, European Youth Portal, Eurodesk, etc.), and the share is even higher among young people who already tried looking up mobility-related information, with 13% to almost 29% admitting they do not know these sources.

The findings, however, suggest possible avenues to improve this situation and make youth information sources more prominent among young people: advertising them through the channels that young people use most often or consider using the most when searching for information. These channels are the top-rated four options in Figure 47 and Figure 48: **general web search, social media, schools, and peers or families**. In the case of a general web search, visibility should be ensured across a wide variety of key words in all EU languages, to promote youth information sources among the top 10 results on the most used web search platforms, such as Google, Bing, and others.

In the case of social media, **cooperation with young influencers** can lead to better visibility of youth information sources among the target group. Furthermore, paid tools offering advertising on social networks can be used. The findings also suggest cooperation with schooling institutions can be beneficial for raising young people’s awareness about youth information sources. Such cooperation does not only need to focus on the direct school-student communication channels, but should also take into account the school-parent dialogue, which can be beneficial in raising young people’s awareness about youth information sources.

It should also be noted that the repeated Eurodesk surveys are channels which raise awareness about the wide variety of youth information options connected to the mobility of young people (amongst other topics). Respondents of the Eurodesk 2022 survey learned about these sources through filling in the questionnaire. Moreover, this report contains Annex 1, which summarises the specialised youth information sources that young people across Europe can use when looking up information on youth mobility (and other topics), in order to bring more detailed information to the almost 72% of respondents who wished to receive this survey report.

As in the previous section, which emphasised the need to raise awareness about specialised youth information sources, Figure 49 sees **95% of respondents state that specialised webpages are useful channels to receive information on mobility opportunities**, ranking as high as social media. Moreover, various aspects of the formal education setting are seen as vital by young people: school events (about 88%), schoolmates (about 87%), and teachers (about 86%) are all considered to be useful ways to receive information. What is obvious when looking at traditional media (TV, radio, newspapers and magazines, and even printed posters), is that these are not considered useful by young people, and as such do not need to be at the forefront of youth information efforts. These findings are largely in line with the ones published in the Eurodesk 2019 survey report (c.f. Sabuni 2019). Young people were further invited to share their thoughts via an open question, listing local structures (city hall, or local information centres) as additional information channels, and adding sports events as another possibility to spread mobility-related information, similarly to fairs and other face-to-face options.

Respondents also had the chance to select concrete social networks that they would use to find information on going abroad (see Figure 50). The three most mentioned social networks in this context are **Instagram** (about 79% of very or rather likely users), **Facebook** (about 70% of very or rather likely users), and **YouTube** (about 66% of very or rather likely users), with LinkedIn at fourth place, but far behind the first two social networks in the likelihood of being used (about 41% of very or rather likely users). Interestingly, young people largely do not use Twitter (about 37% of non-users), TikTok (about 43% of non-users), or Snapchat (about 45% of non-users), and even the use of LinkedIn is limited, with 30% of non-users among the survey respondents. These findings are largely in line with the ones published in the Eurodesk 2019 survey report (c.f. Sabuni 2019). Moreover, the respondents had the option to write any other social media that they would use to find information on mobility, and a vast majority of respondents who filled in this open question indicated Telegram as a social network that is missing on the list.

Figure 51: Social media networks as sources of youth mobility information, deeper analyses I., in percentages

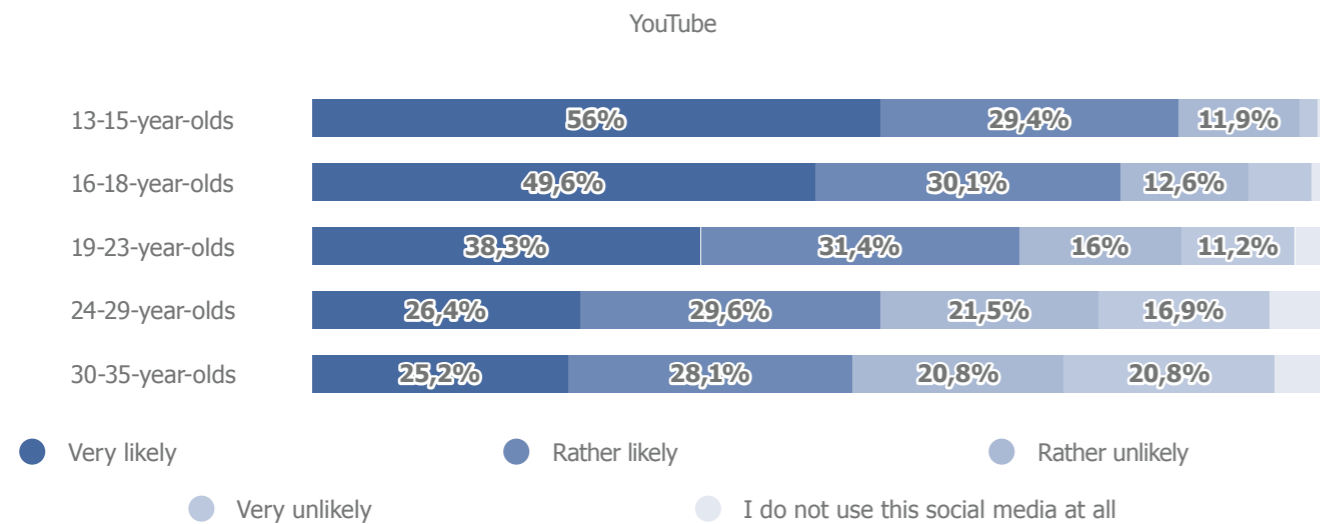
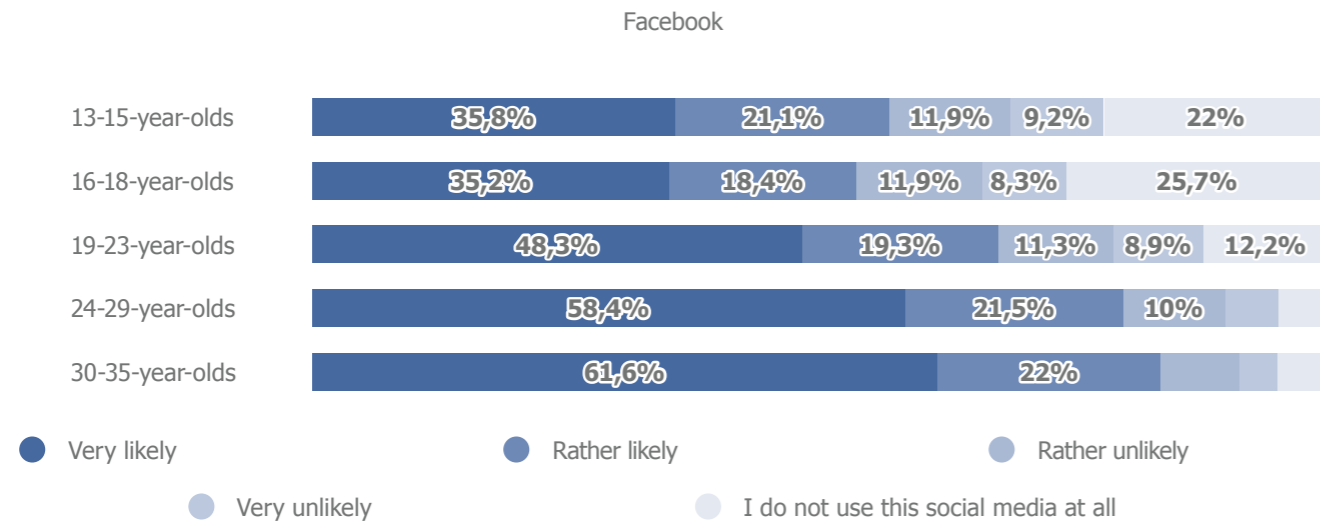
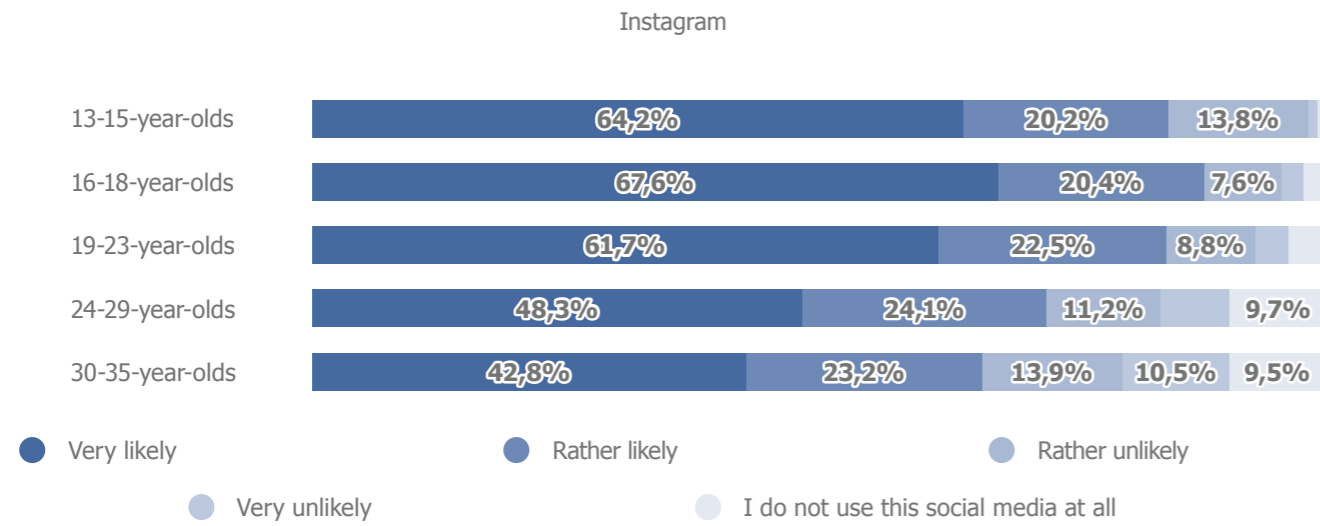
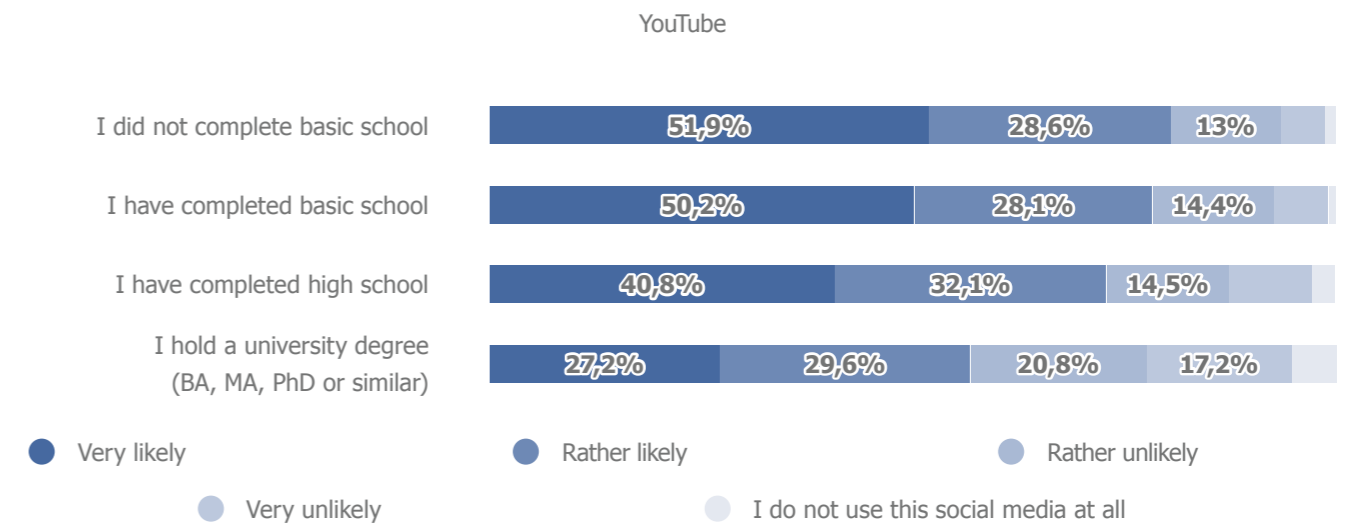
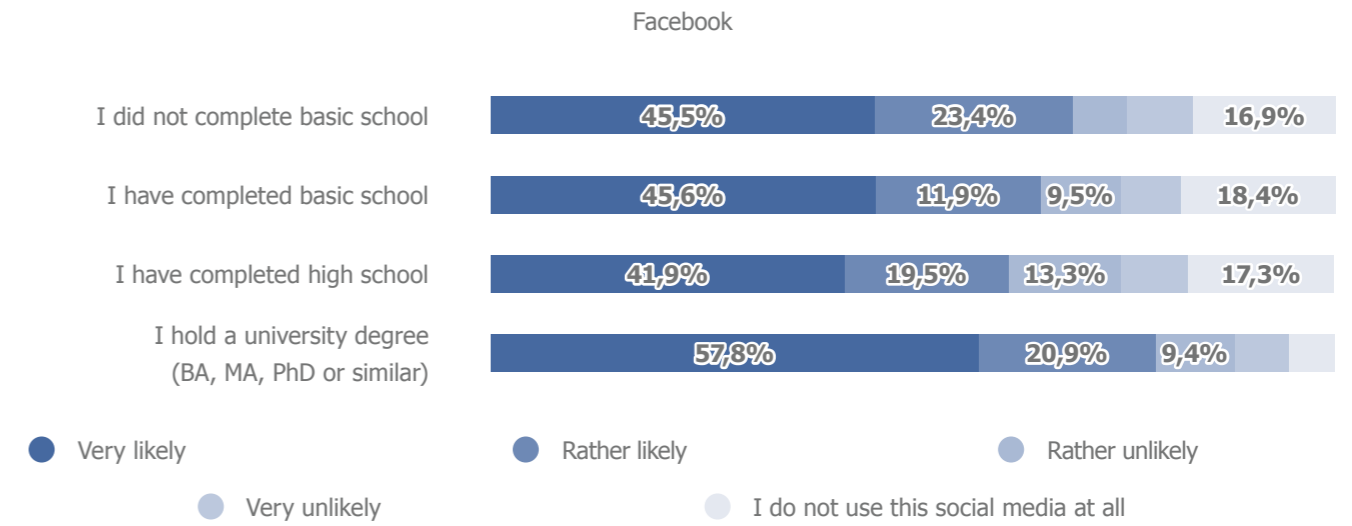
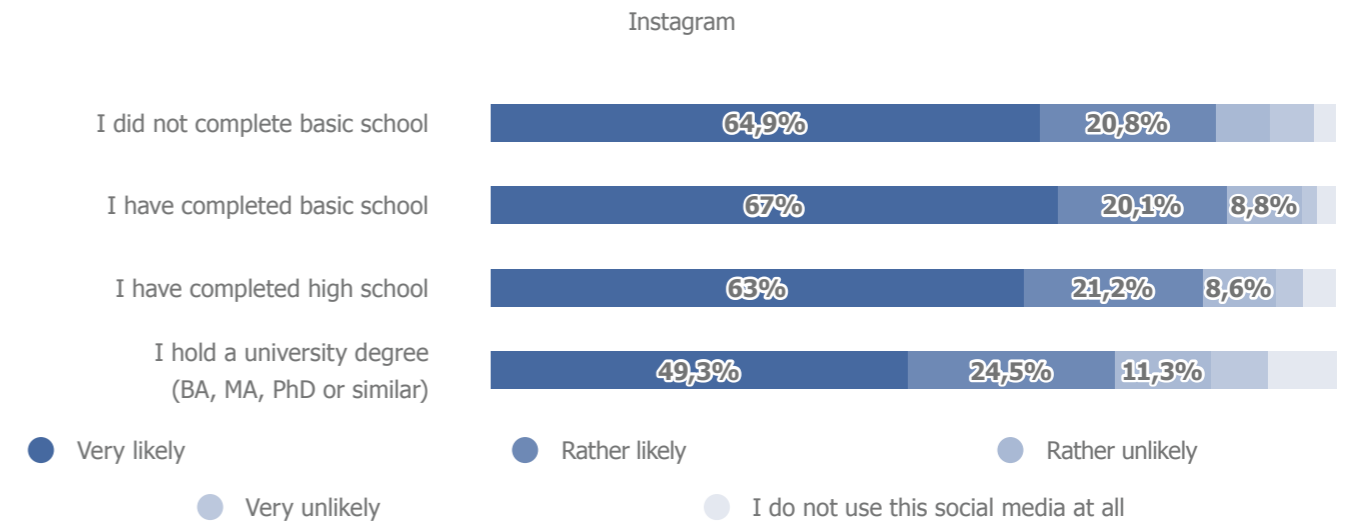
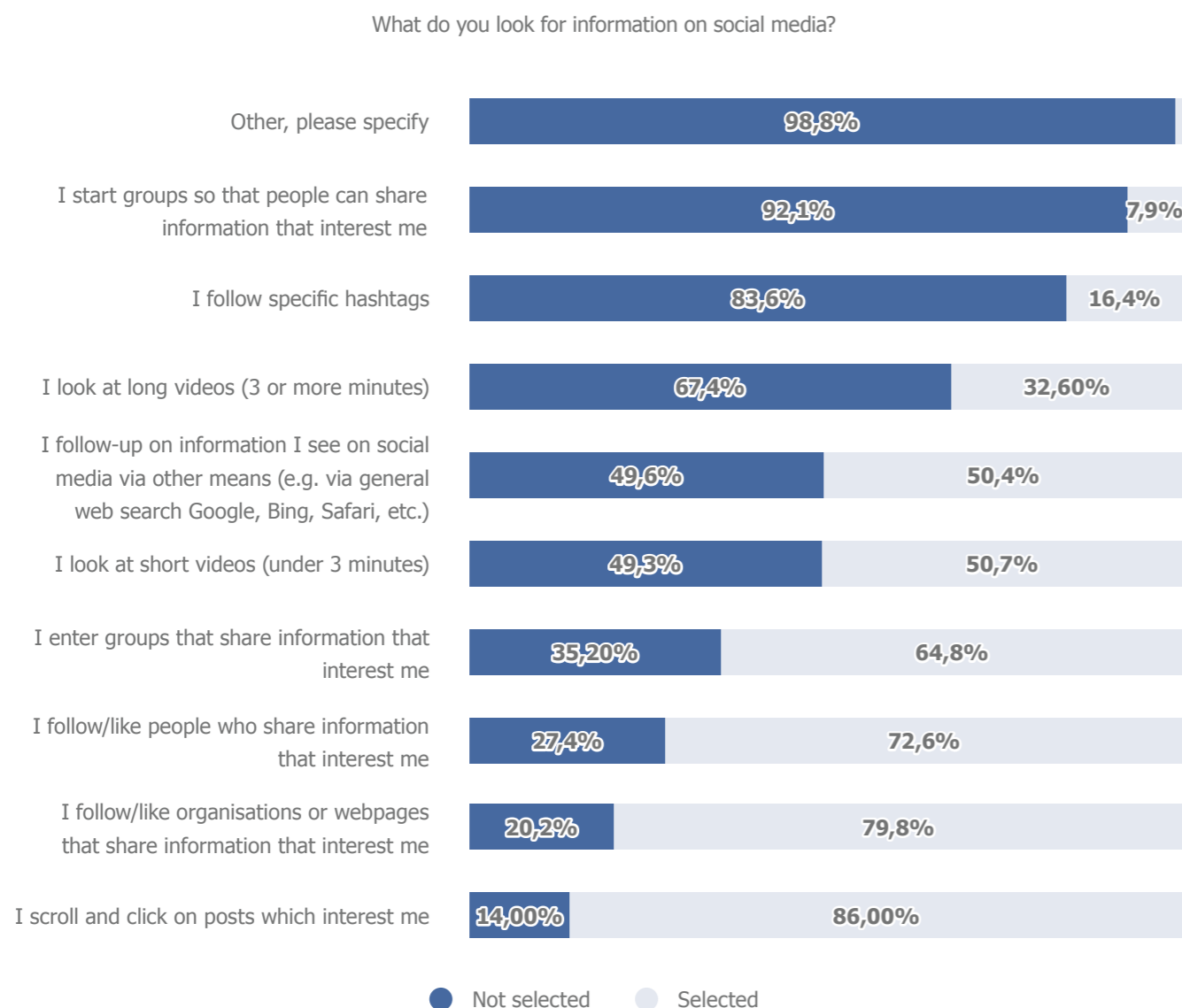


Figure 52: Social media networks as sources of youth mobility information, deeper analyses II., in percentages



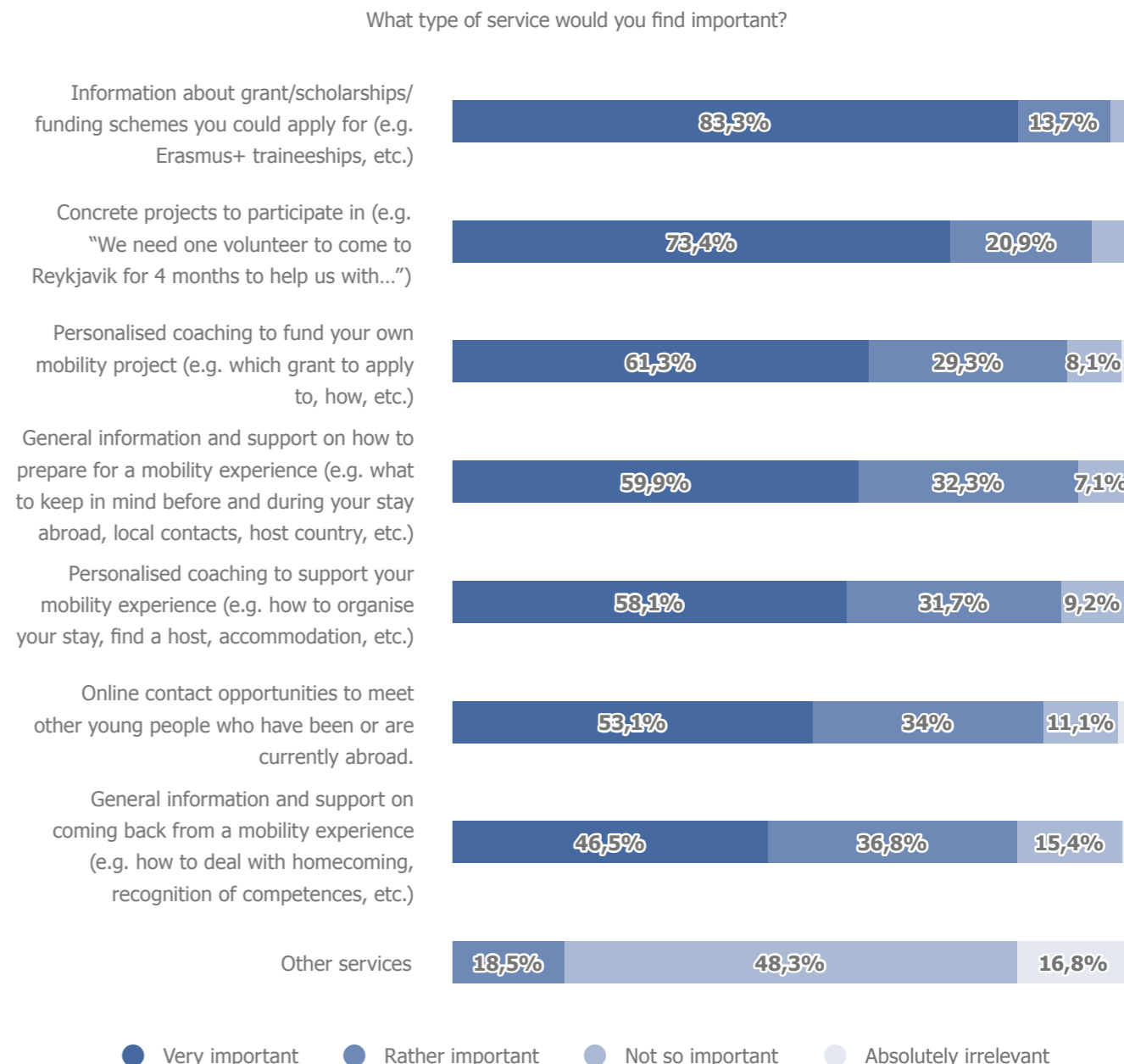
Deeper analyses of the three most favoured social networks (Instagram, Facebook, and YouTube), show that there are quite **some differences between young people who prefer these three social networks** (see Figure 51 and Figure 52). Instagram seems to be popular across most of the age groups, with teenagers and youth in their twenties most likely to use this network when searching for information, as well as young people with different educational backgrounds. Only university graduates are less likely to use Instagram as their information source. Facebook is seen as an information channel by older age cohorts and by those with higher completed education, and YouTube is more popular in younger age cohorts, as well as among young people with lower educational attainments. This may suggest that as Facebook became widely popular in the European context about a decade ago, the young people who created their user profiles then are still using them as an information tool. On the other hand, YouTube is becoming increasingly popular, with younger age cohorts using YouTube more than Facebook. These findings have consequences in providing mobility-related information to different groups of young people. It may be useful to tailor Facebook messages to the needs of young people over 20 and even over 30 years of age, and to tailor YouTube videos to the needs of teenagers. Instagram seems to be universally popular among young people.

Figure 53: Strategies used by young people on social media platforms to look up information, in percentages.



Furthermore, young people were asked to specify which strategies they use to collect information via social network platforms (see Figure 53). Results show that young people use social network feeds to scroll and look through posts they find interesting (86% of respondents), but they also use other tools, such as following actors (organisations and people) they find interesting (70% to 80% of respondents) or entering groups with intriguing information. Interestingly, hashtags are one of young people's least used strategies to gather information from social networks (only about 16% of respondents do that), and videos are not widely used either, especially those longer than 3 minutes (only about 33% of respondents look at them). Deeper analyses of the three most selected strategies young people use to search for information on social media show no systematic or large differences across subgroups of young people, with only one exception: the more educated the young people are, the more likely they are to follow organisations that share information of interest to them on social media platforms.

Figure 54: Importance of various youth information services, in percentages.



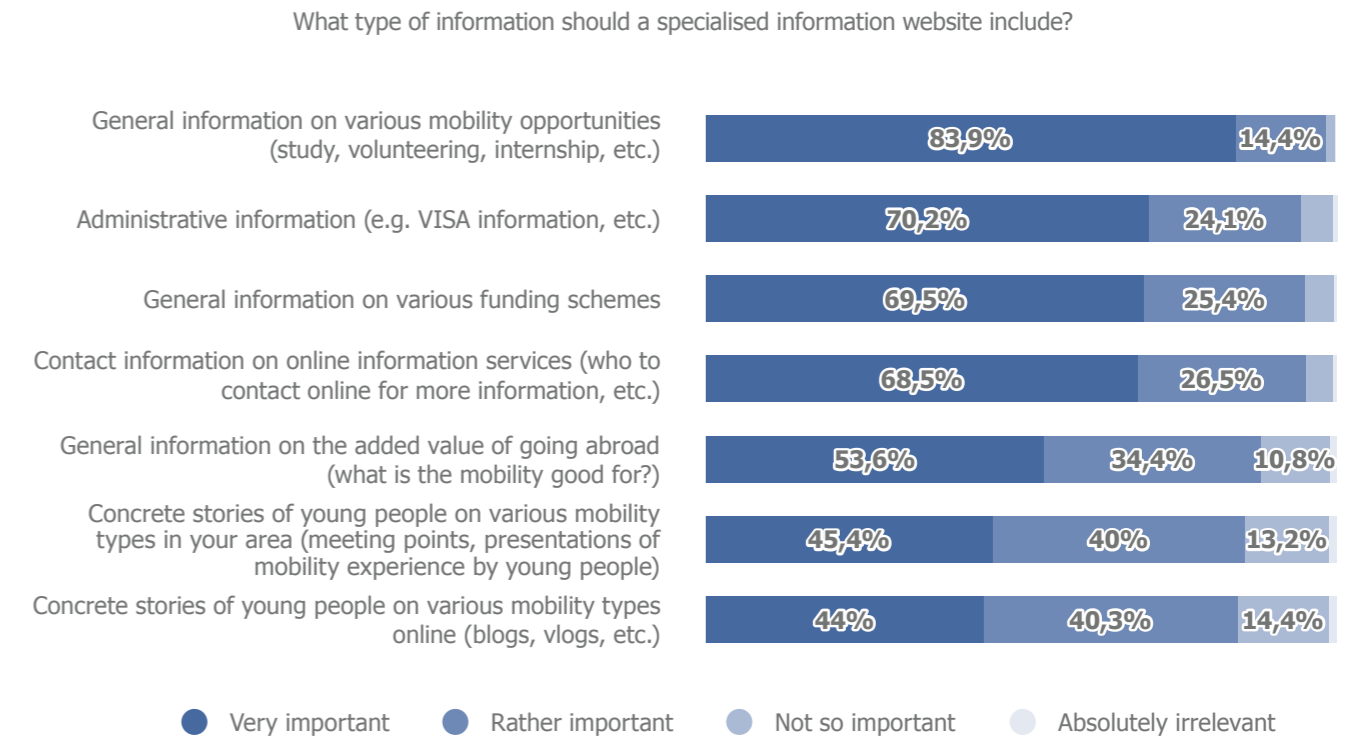
When advertising youth mobility information directly to young people via social networks, therefore, emphasis should only be placed on Instagram, Facebook, and YouTube, and a potential Telegram social network should be explored in future Eurodesk surveys. This advertising, as mentioned above, should take advantage of paid and targeted advertising to increase the reach of information posted on social networks, and it should also be based on cooperation with young influencers present on the platforms, as well as other potential actors, such as schools or youth work organisations. Social media managers should be engaged in creating and implementing specific information strategies in line with the broader youth information goals of various actors in the field, and these social media managers should also cooperate with each other.

Young people were also asked in the Eurodesk 2022 survey to indicate the type of services they find important when obtaining information on youth mobility (see Figure 54). **The two services that young people find most important are information on concrete grants, scholarships, and funding opportunities related to mobility (97%), as well as information on concrete projects they could take part in (about 94%).** Personalised coaching also rates highly (about 90%), and more generally all the offered service choices were considered important by young people, suggesting that a wide service portfolio is ideal to provide options fit for all young people.

In the open part of this question, young people could leave ideas about other youth information services they would welcome. Tutoring or various “buddy programmes” have been mentioned, as well as information from young people who undertook a mobility experience themselves (i.e., peer learning opportunities). Another important idea focused on the provision of information specifically tackling the needs of young people with fewer opportunities, since this target group may need further information on various topics, beyond the information regularly searched for by young people from majority backgrounds.

Similarly, in Figure 55, we see young people’s preferences towards different information on specialised youth information websites. Young people consider all information important and want to see all of these categories covered on youth information websites, starting with general information on mobility opportunities (about 98% of respondents consider it very or rather important), and covering practical information on administration and other mobility aspects (over 90% of respondents consider these items very or rather important).

Figure 55: Importance of various information on youth information websites, in percentages.



5.1 YOUTH INFORMATION NEEDS RELATED TO MOBILITY: KEY TAKEAWAYS



There are large shares of young people who do not know about the tools which are aimed at helping them find mobility information: youth information sources.



80%

of the Eurodesk 2022 respondents have a personal experience with looking up information on mobility-related subjects.



The three most mentioned social networks likely to be used by young people when searching for information on going abroad are

- ◆ Instagram (79% of respondents)
- ◆ Facebook (70% of respondents)
- ◆ YouTube (66% of respondents)



YouTube is preferred by teenagers, while Facebook is more used by young people in their twenties and thirties, and **Instagram** is

UNIVERSALLY USED

by young people across subgroups.



91%

general web search



87%

social media



71%

formal education institutions



68%

networks of peers and relatives



Annex 1 of this report summarises the

SPECIALISED YOUTH INFORMATION SOURCES

that young people across Europe can use when looking up information on youth mobility (and other topics).



95%

of respondents state that the **specialised webpages** are useful channels to receive information on mobility opportunities.



TRADITIONAL MEDIA

(TV, radio, newspapers and magazines, and even printed posters) are not considered useful information channels by young people.



When searching for information on social media, young people use social network **feeds to scroll** and look through posts they find interesting (86% of respondents), but they also use other tools, such as **following actors** (organisations and people) they find interesting (70% to 80% of respondents) or **joining groups** with information they wish to know more about.



6. YOUTH EXPERIENCE WITH MOBILITY

A) MOBILE YOUTH

Young people shared their direct mobility experience through the Eurodesk 2022 survey. As shown in Figure 56, only **about 29% of the respondents underwent their mobility experience in 2020 or in 2021**, a very similar result to that of the Eurodesk 2019 survey (c.f. Sabuni 2019).

... there are no differences across groups of young people, which means that this positive rating of the mobility experience occurs in young people across all backgrounds...

Deeper analyses (see Figure 57 and Figure 58) show that young people in their twenties are more likely to have undergone a mobility experience recently (about 35%), and the likelihood also increases in young people with higher educational attainment (as high as 34% among university graduates), as well as among those who live in urban settings (about 31%). Rather surprisingly, NEETs were more likely to go abroad in 2020 and 2021 (almost 36%) than young people in education or employment (about 28%).

Figure 56: Youth mobility experience in 2020 and 2021, in percentages.

Have you participated in a mobility experience in 2020 or in 2021? (e.g. studying, working, internship or volunteering abroad, participating in a training course or seminar abroad)

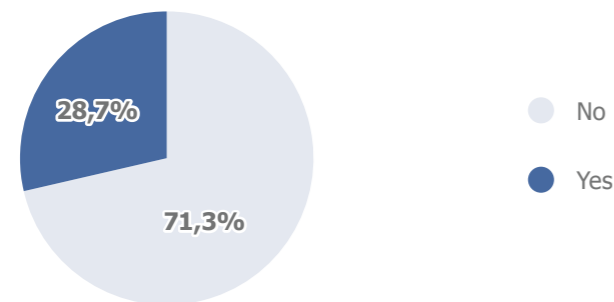
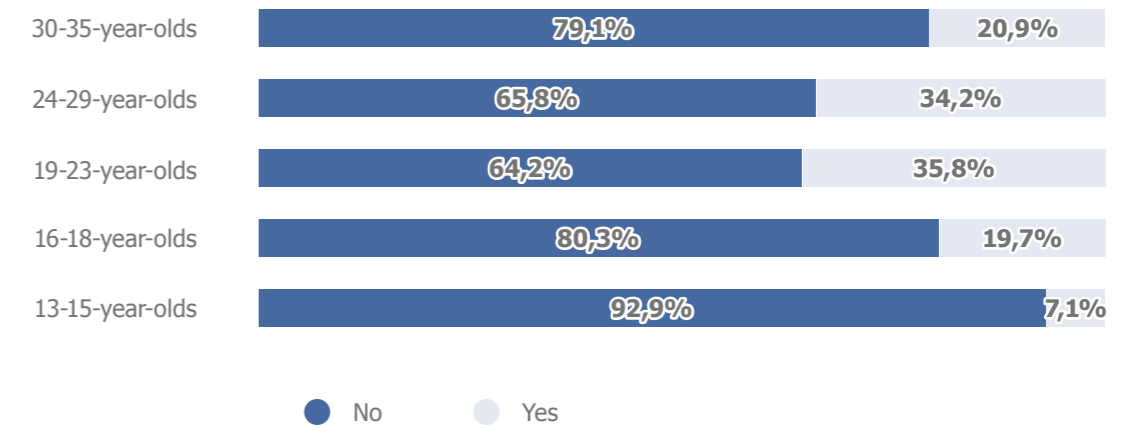


Figure 57: Youth mobility experience in 2020 and 2021, deeper analyses part I, in percentages.

Have you participated in a mobility experience in 2020 or in 2021? (e.g. studying, working, internship or volunteering abroad, participating in a training course or seminar abroad)



Have you participated in a mobility experience in 2020 or in 2021? (e.g. studying, working, internship or volunteering abroad, participating in a training course or seminar abroad)

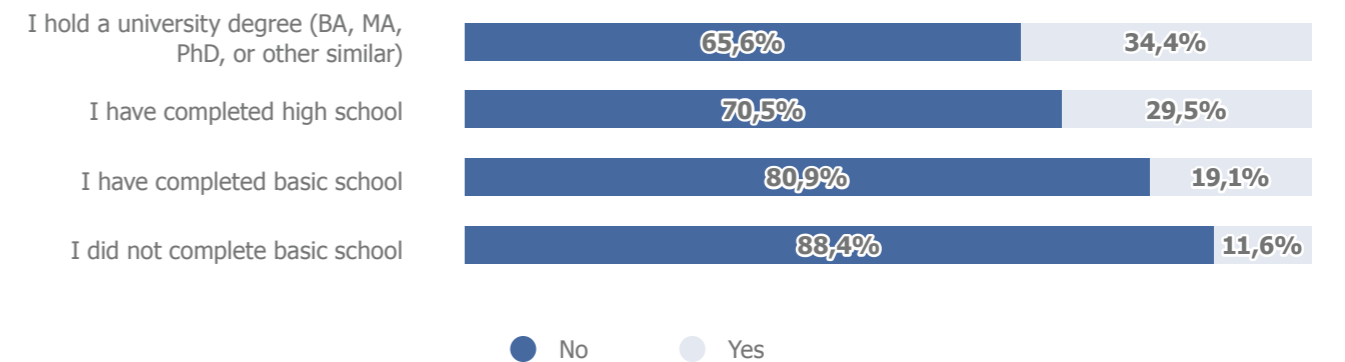
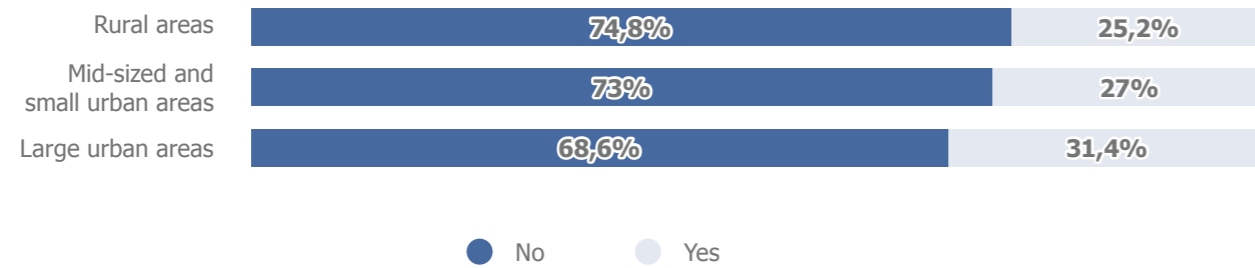
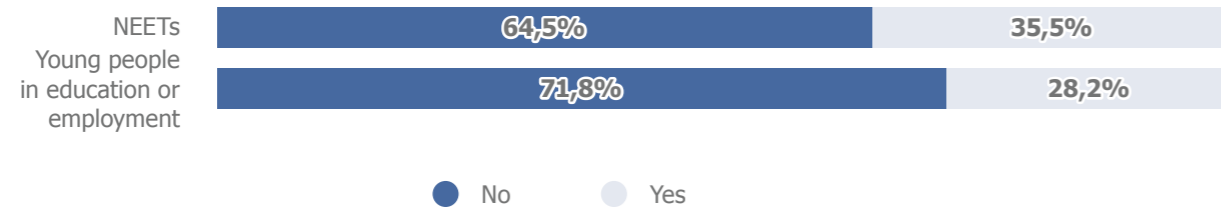


Figure 58: Youth mobility experience in 2020 and 2021, deeper analyses part II, in percentages.

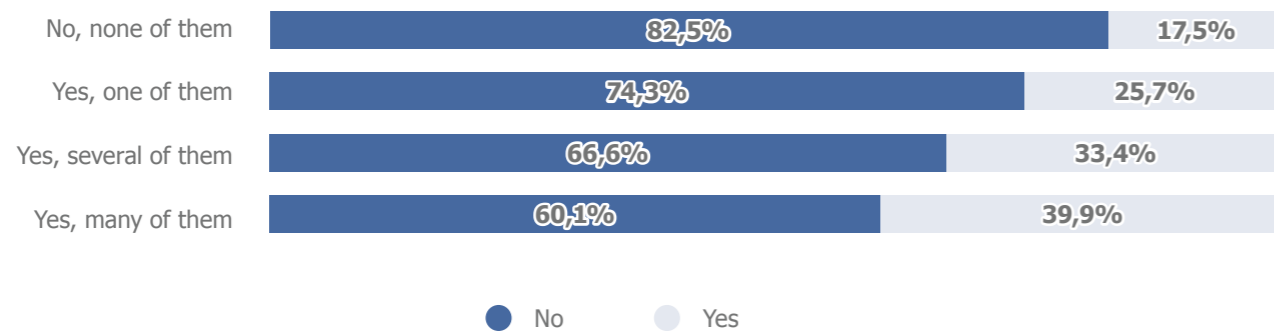
Have you participated in a mobility experience in 2020 or in 2021? (e.g. studying, working, internship or volunteering abroad, participating in a training course or seminar abroad)



Have you participated in a mobility experience in 2020 or in 2021? (e.g. studying, working, internship or volunteering abroad, participating in a training course or seminar abroad)



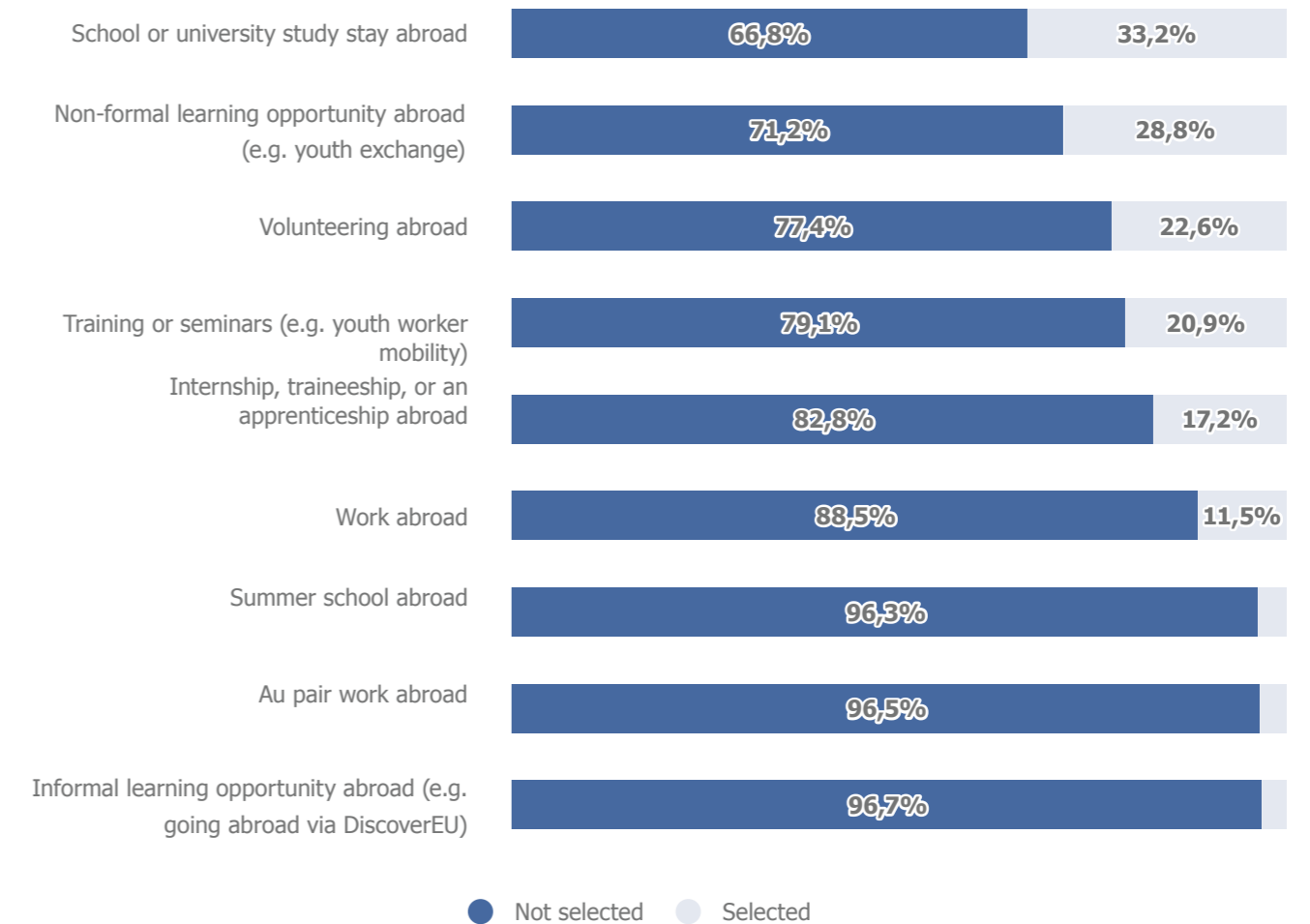
Have you participated in a mobility experience in 2020 or in 2021? (e.g. studying, working, internship or volunteering abroad, participating in a training course or seminar abroad) Have any of your friends participated in a mobility experience abroad?



The **positive influence of having friends with a mobility experience** (see Figure 58) can be seen. The more such friends young people have, the more they went abroad in 2020 and 2021, with the largest difference between those with no such friends at all, who went abroad in about 18% of cases, and those with many such friends, who went abroad in almost 40% of cases. Lastly, it must be noted that in terms of economic situation, **young people from the least affluent backgrounds were the ones with the least mobility experiences in 2020 or 2021** (about 24% of young people in this group participated in a mobility experience), in comparison to young people from more affluent backgrounds (about 30% in

Figure 59: Mobility formats used by young people during their mobility experience in 2020 and 2021, in percentages.

Which mobility opportunity/ies have you participated in?

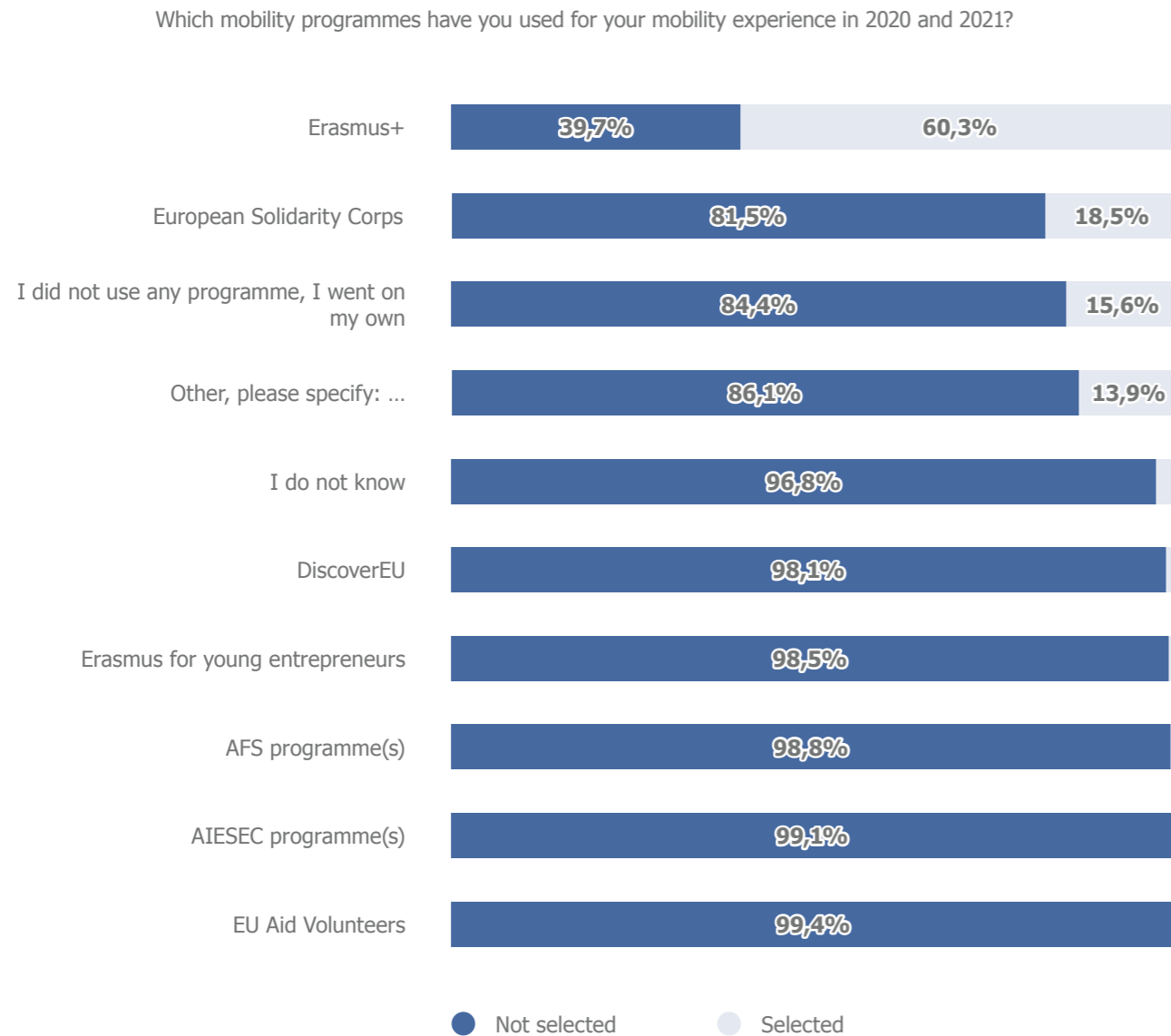


these groups took part in mobility experiences).

The most used mobility formats among young people who underwent their mobility experience in 2020 and 2021 were learning mobilities (both the formal [about 33%] and non-formal [about 29%] learning opportunities), and volunteering (about 23%; see Figure 59). The most used grant scheme was Erasmus+ (indicated by about 60% of respondents), followed by the European Solidarity Corps (in about 19% of cases; see Figure 60), and about 16% of the respondents stated that they did not use any programme at all. These results are in line with the findings from the Eurodesk 2019 survey; **most of the grant schemes the respondents used are established by the European Union (c.f. Sabuni 2019).**

Young people could also mention other grant schemes via an open-ended question, with most of these answers naming specific programmes which are run bilaterally or multilaterally between certain countries (e.g. CEEPUS scholarships, etc.), complete studies abroad (e.g. as a double-degree programme, or in cases where young people apply directly to a foreign educational institution and intend to study a whole educational programme in a foreign country), and also Work & Travel Visa schemes which offer young people easy visa applications to certain countries, such as the USA, Australia, New Zealand, or others, and such visas subsequently allow the young people to live, work, and travel in these countries for a limited amount of time (usually one year).

Figure 60: Mobility programmes used by young people during their mobility experience in 2020 and 2021, in percentages.



Young people indicated that to learn about the mobility opportunity they underwent in 2020 and 2021, they **used social networks** (in about 41% of cases), **specialised youth information webpages (about 23%), and sources from the school environment** (school events in about 18% of cases, schoolmates in about 17% of cases, and teachers in about 16% of cases; see Figure 61). This is largely in line with previous findings, apart from the importance of youth information webpages, which seem to play a more important role than previous findings suggest. This may be due to the specificity of this question, which is linked to finding a concrete mobility opportunity, not to looking up information on youth mobility in general. It is possible that youth information websites are used by young people who already know what they are looking for. Answers provided by young people in the open question (“Other, please specify...”) confirm everything mentioned above, but do not mention any additional information sources.

Figure 61: Information sources used by young people to learn about their mobility experience in 2020 and 2021, in percentages.

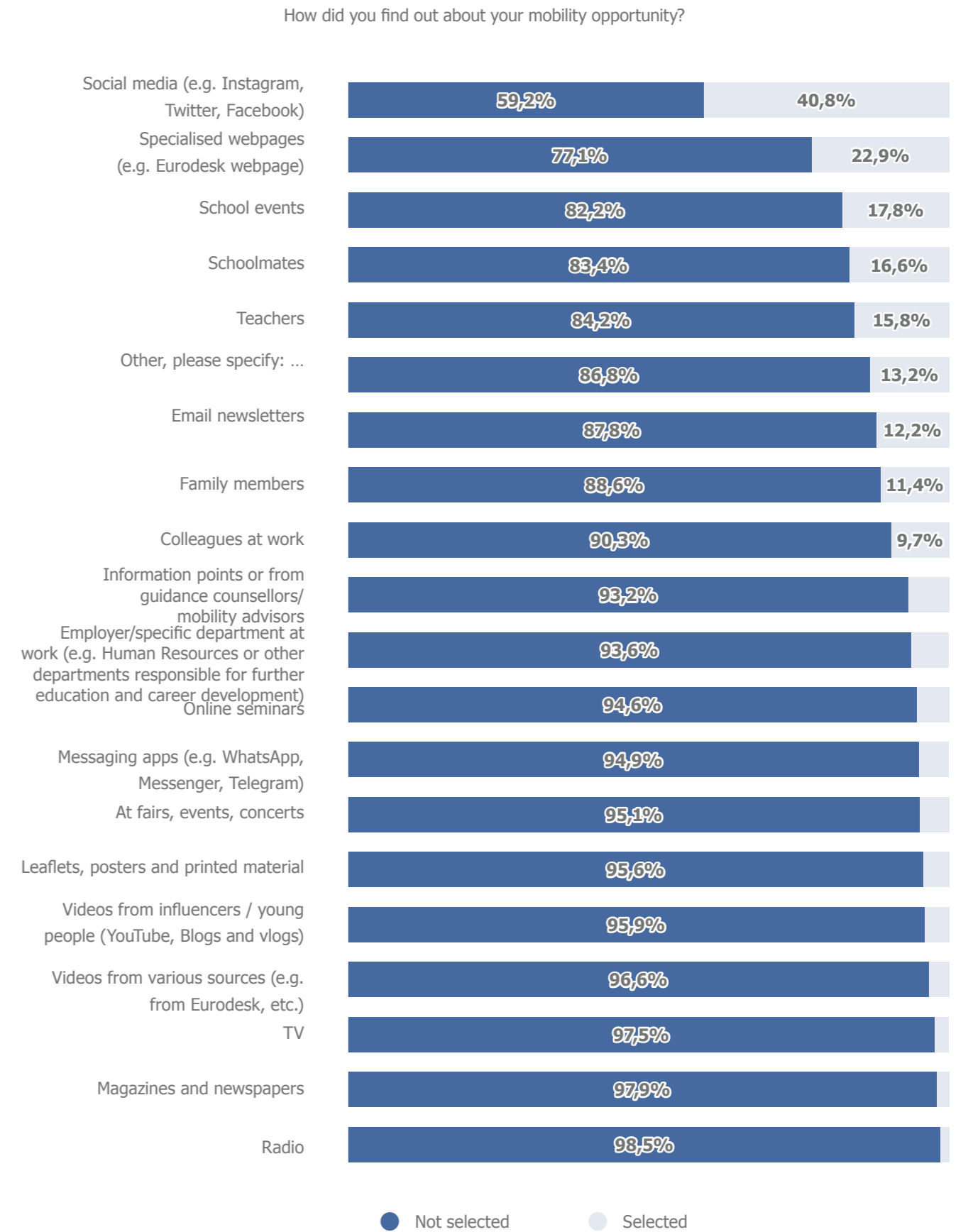
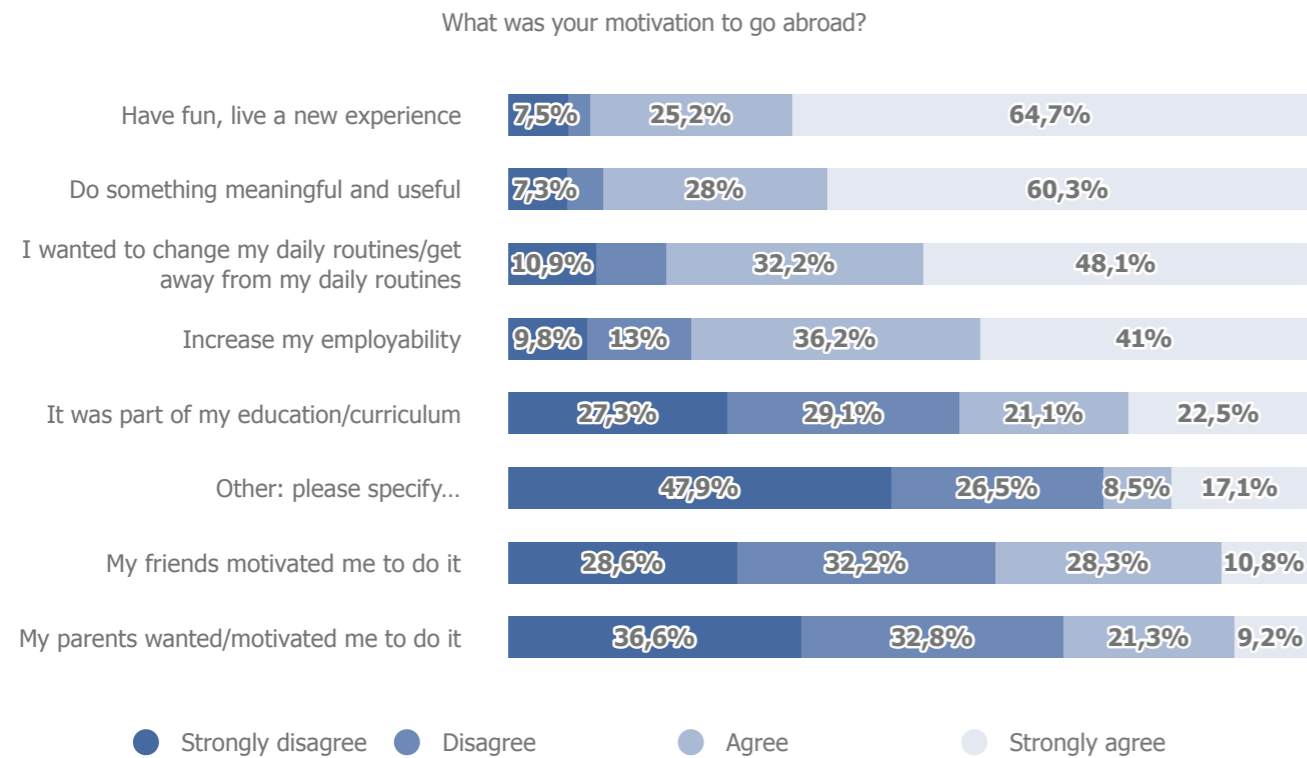


Figure 62: Motivation to go abroad in 2020 and 2021, in percentages.

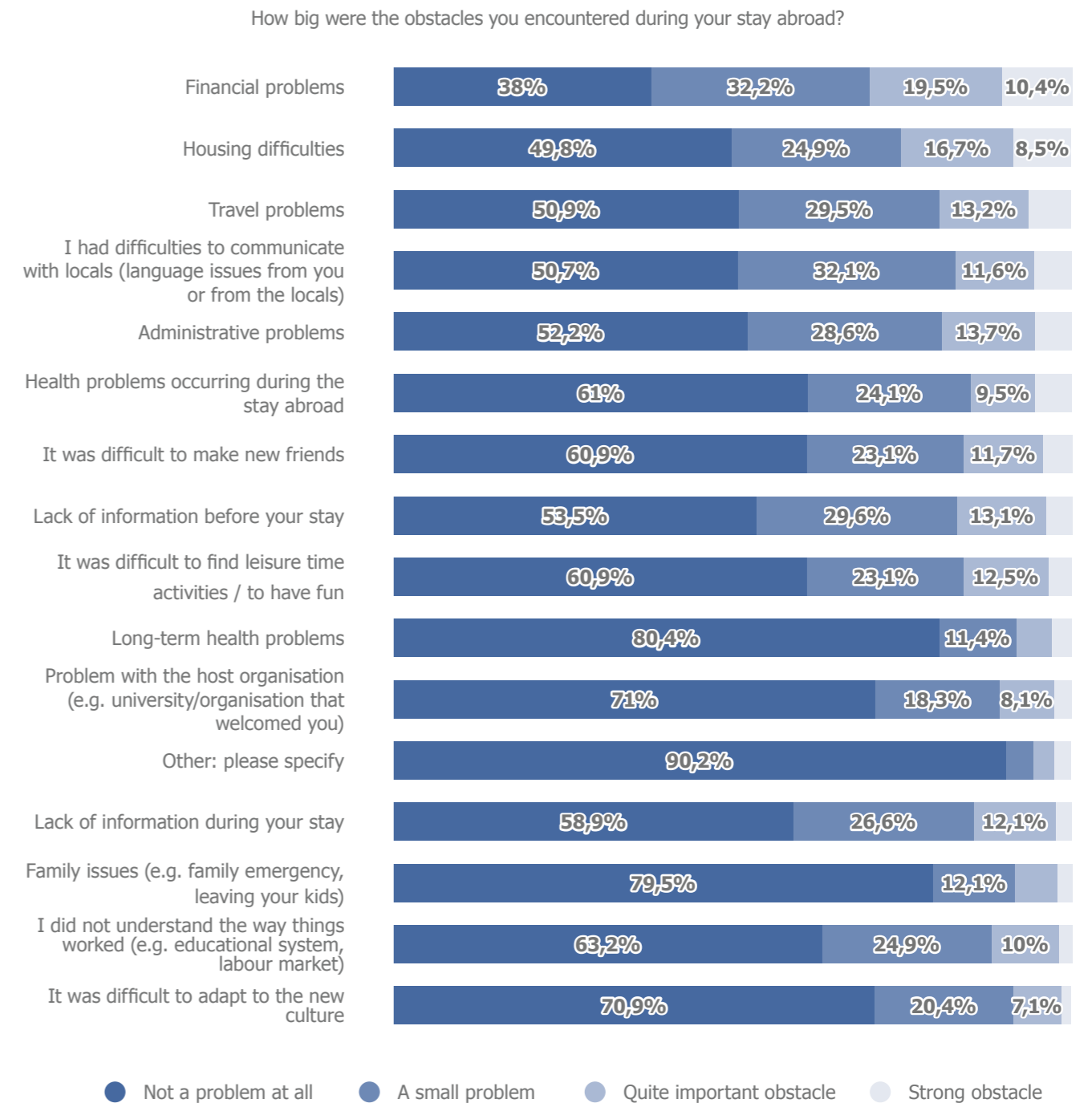


In 2020 and 2021, motivations for young people to go abroad were topped by seeking fun and new experiences (about 90% of respondents), doing something meaningful (about 88% of respondents), changing daily routines (about 80% of respondents), and increasing employability (about 77% of respondents; see Figure 62).⁵ The influence of parents and peers in motivating young people to go abroad seems rather low (only about 30% and about 40%, respectively). This is an interesting finding, given that both peers and family members are considered important information sources by young people. It should be noted that this finding may change in the future, as current and recent generations with considerably higher mobility experience will start families, and they will potentially motivate their children more than current families do. Young people shared additional reasons for going abroad via an open question, with many wishing to increase their foreign language skills, to get to know other cultures, but also to become more European by experiencing the reality of other young people in Europe. The answers to this open question clearly show that there is an almost infinite number of combinations when it comes to young people’s motivations for travelling abroad. This does not only mean that every young person is an individual with unique desires and needs, but also that a **mobility experience has the potential to attract young people for a very wide variety of reasons**, and this aspect should be regarded as a strength when sharing information on youth mobility.

The three main obstacles young people face during their mobility periods abroad are in the domains of **finance** (about 30% consider it a quite important or strong obstacle), **housing** (about 25%), and **travelling** (about 20%; see Figure 63). Nevertheless, it is important to stress that the vast majority of respondents (more than 70% in all cases) selected not a problem at all or small problems for most of the obstacles. These are positive findings, since the youth mobility periods implemented in 2020 and 2021 seem to be largely without problems, and in case problems do appear, these are in areas that are to be expected. An open question was also available through the “Other” option, and the results confirm findings from the chapter focusing on the impacts of the COVID-19 pandemic: the obstacles were to a large extent related to the pandemic.

⁵ These findings are largely in line with the ones published in the Eurodesk 2019 and 2017 survey reports (c.f. Sabuni 2018 & 2019).

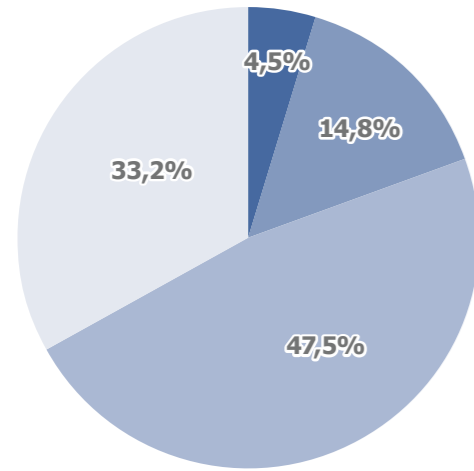
Figure 63: Obstacles respondents faced during mobility, deeper analyses, in percentages.



As shown in Figure 64 and suggested by the results of the open question stated above, the obstacles were to some extent related to the COVID-19 pandemic. Only one third of the respondents believe that the obstacles did not relate to the COVID-19 pandemic at all, while almost half of them see some of the obstacles as pandemic-related, and almost 20% of the respondents see all or most of the obstacles as linked to the COVID-19 pandemic. This suggests that the largely positive results above occurred despite the COVID-19 pandemic-related issues, and under normal circumstances, the amount and severity of obstacles young people face during their mobility periods abroad could be even lower. There are also no differences across groups of young people in this case, suggesting that the COVID-19 pandemic hit all young people to a similar extent in the context of their mobility experience.

Figure 64: Obstacles respondents faced during mobility and their link to the COVID-19 pandemic, in percentages.

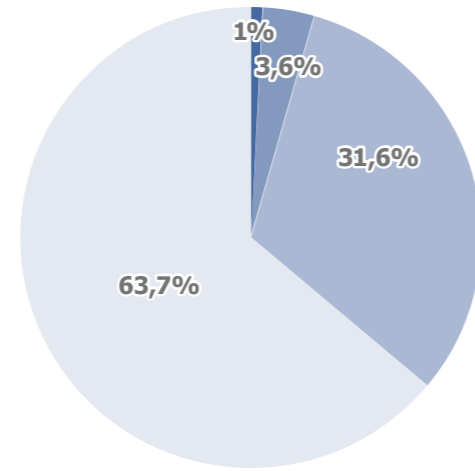
Were any of the obstacles above related to COVID-19 pandemic?



- All of them
- Most of them
- Some of them
- None of them

Figure 65: Satisfaction of young people with their mobility experience in 2020 and 2021, in percentages.

All in all, how do you rate your overall experience abroad?



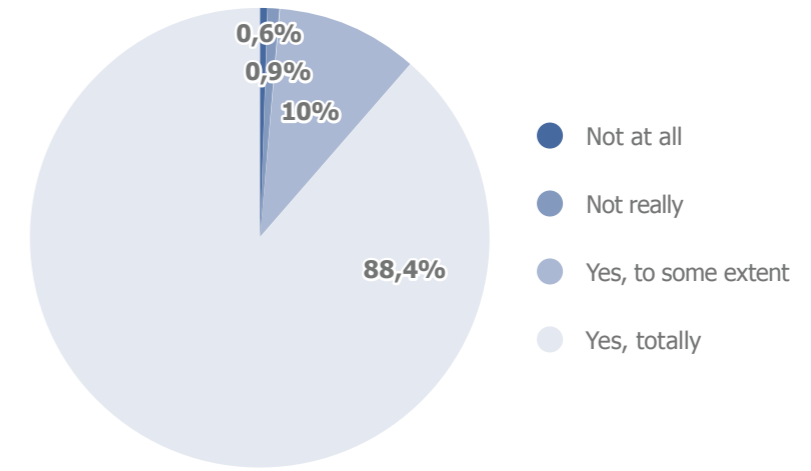
- A very bad experience
- Nothing particular
- A good experience
- A great experience

Young people were also asked to indicate their level of satisfaction with their mobility experience in 2020 and 2021 (see Figure 65). Two thirds of the respondents stated that the experience was great, another almost third indicated the experience was good, and only about 5% of the respondents thought the experience was not particularly good or downright bad. This shows **young people's extremely positive satisfaction with their mobility experience**, despite the obstacles mentioned above, and despite the COVID-19 pandemic amplifying the obstacles. The overall satisfaction is comparable to the one reported in the Eurodesk 2019 survey findings: 95.3% of respondents rated their experience as great or good in 2021, and 94.7% in 2019 (c.f. Sabuni 2019). This positive finding is further emphasised by the fact that there are **no differences across groups of young people**, which means that this positive rating of the mobility experience occurs in young people across all backgrounds, notwithstanding their educational attainment, gender, or other specificities.

Young people were also asked whether they would encourage others to go on a mobility experience (see Figure 66). **Almost 90% of the respondents replied that they are totally willing to encourage others**, another 10% of them agreed to do so to some extent, and less than 2% of the respondents would not be willing to do so. Deeper analyses show that female respondents are most willing to encourage others to go on a mobility experience, and that this willingness to encourage others increases with educational attainment (i.e., young people with higher educational attainment are more willing to encourage others). These findings support the positive rating of the mobility experience we saw in the previous question. The willingness of young people to encourage others should be considered when organising information events on youth mobility: young people who already underwent a mobility experience could be invited to motivate others. This recommendation aligns well with another important finding presented in this report: the positive influence of peers with mobility experience on other young people in pursuing their own mobility opportunities.

Figure 66: Willingness to encourage others to undergo mobility experience, in percentages.


Would you be willing to encourage others to go on a mobility experience?



- Not at all
- Not really
- Yes, to some extent
- Yes, totally

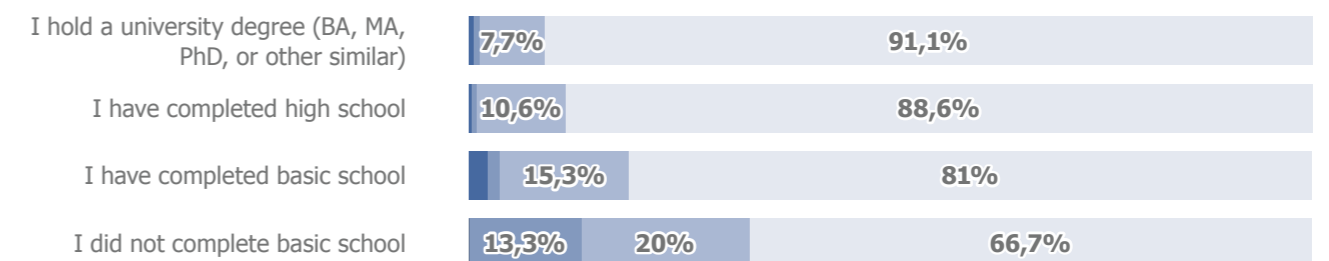
Figure 67: Willingness to encourage others to undergo mobility experience, in percentages.

Would you be willing to encourage others to go on a mobility experience?



- Not at all
- Not really
- Yes, to some extent
- Yes, totally

Would you be willing to encourage others to go on a mobility experience?



- Not at all
- Not really
- Yes, to some extent
- Yes, totally

B) NON MOBILE YOUTH

Young people who replied that they did not go for their mobility experience in 2020 and 2021 (see Figure 56) could share their reasons for not going (see Figure 68). **Almost three quarters of the respondents** who did not undergo any mobility experience in 2020 and 2021 did so because they **did not even plan for such activities**. About **one fourth of the respondents did plan the mobility stay but hit obstacles**, such as awaiting confirmation (about 6%), not being selected (about 7%), or different cancellations and postponements (about 13%). Deeper analyses confirm earlier findings that young people who are in direct contact with either friends or family members with mobility experience are more likely to go abroad themselves: in this particular case, it is visible that **the share of young people who did not plan to go abroad is much higher among those who do not have any such friends or family members** (almost 80% and 74%, respectively), and much lower in those with direct contact to large numbers of friends or family members with mobility experience (about 63% and 57%, respectively)(Figure 61).

The respondents who indicated that they cancelled the mobility themselves (about 4%; see Figure 68) stated that COVID-19-related complications were at least partially behind the reasons for cancellation in more than 80% of the cases (see Figure 70). Similarly, almost 97% of respondents whose mobility experience was cancelled or postponed indicated that this happened due to COVID-19-related reasons (see Figure 71). This, again in line with previous findings, suggests that COVID-19-related complications were linked to the obstacles young people faced when organising their mobility experience, even in extreme cases of mobility cancellations and postponements.

Figure 68: Willingness to encourage others to undergo mobility experience, in percentages.

Would you be willing to encourage others to go on a mobility experience?

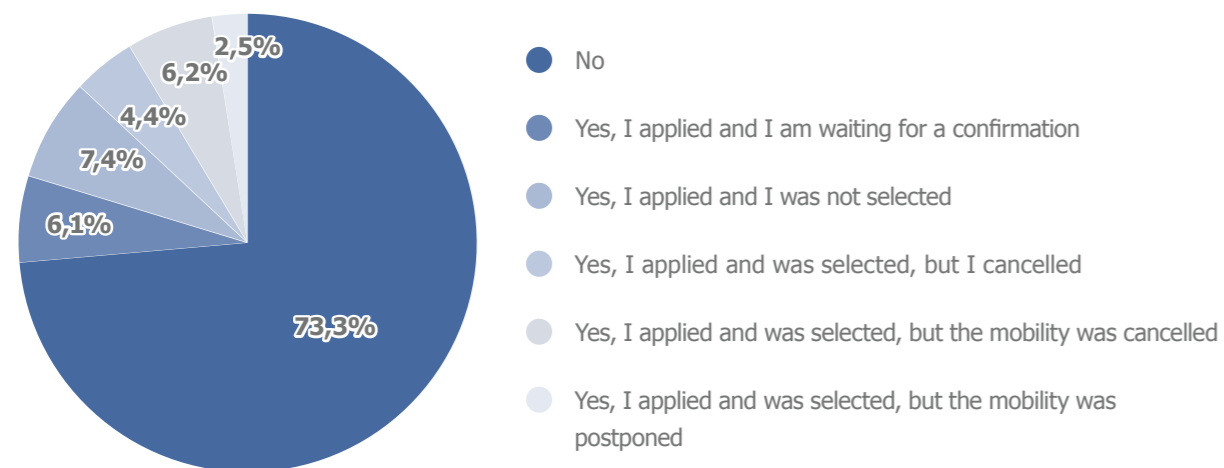
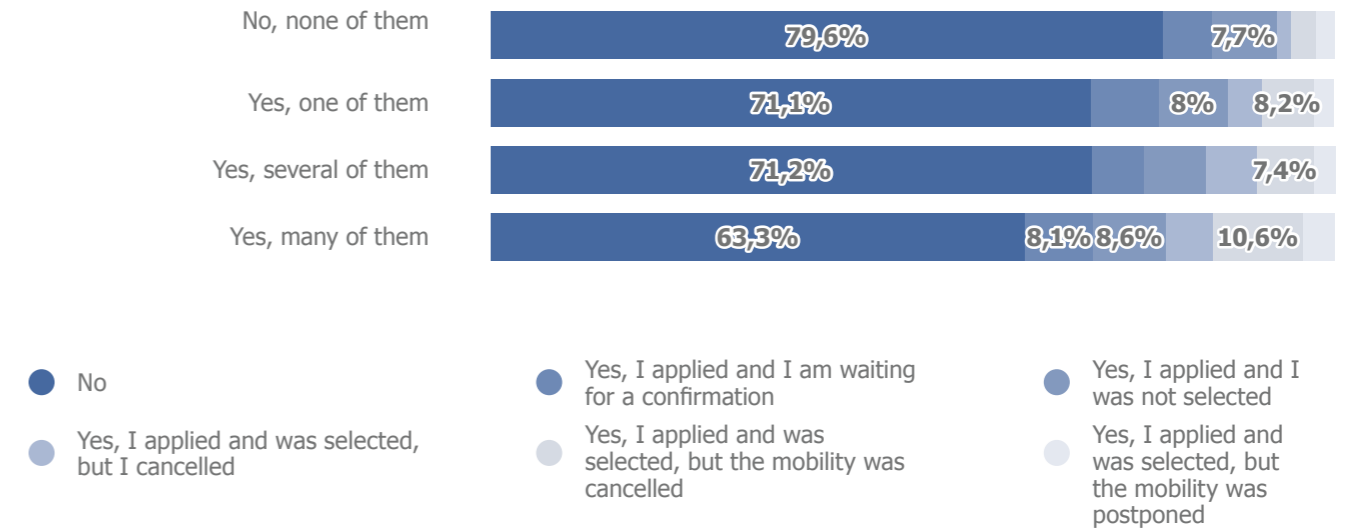


Figure 69: Youth mobility plans in 2020 and 2021, deeper analyses, in percentages.

Were you planning on doing a mobility experience in 2020 or 2021?
Have any of your friends participated in a mobility experience abroad?



Were you planning on doing a mobility experience in 2020 or 2021?
Have any of your family members participated in a mobility experience abroad?

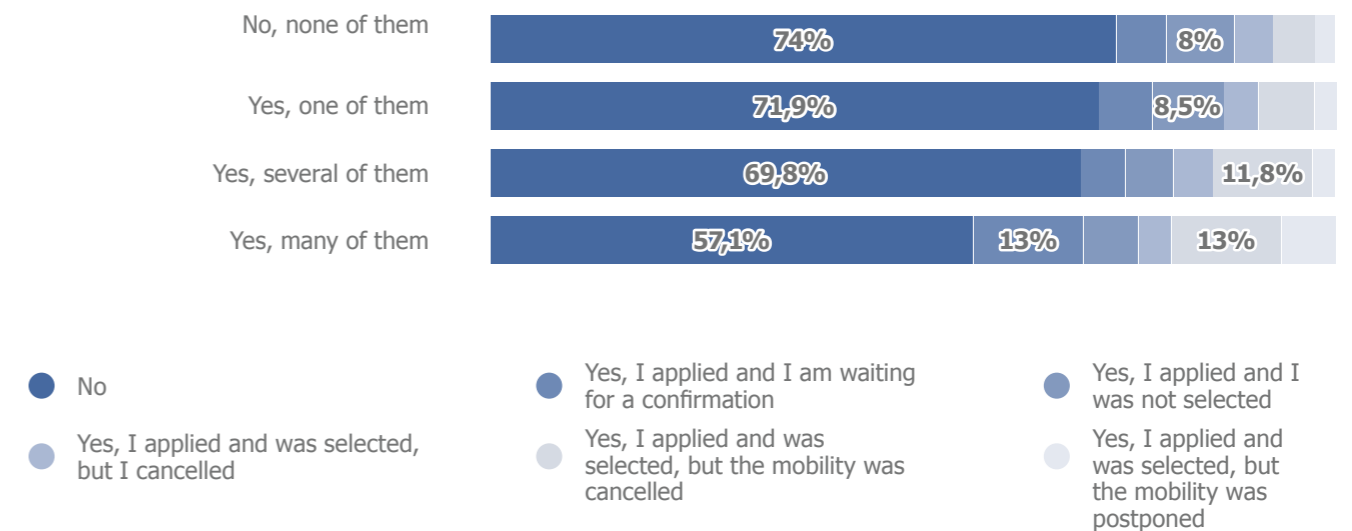


Figure 70: COVID-19-related reasons for mobility cancellations by young people in 2020 and 2021, in percentages.

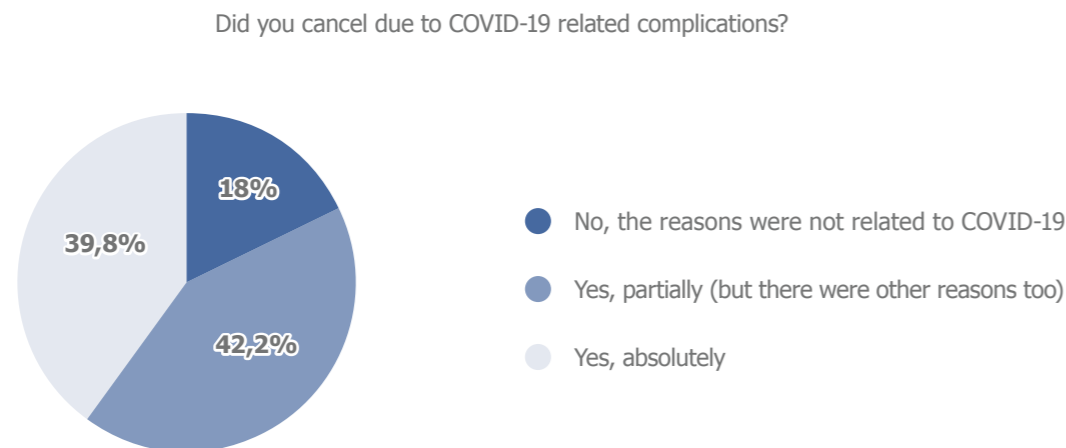


Figure 71: COVID-19-related reasons for mobility cancellations or postponements by organising entities in 2020 and 2021, in percentages.

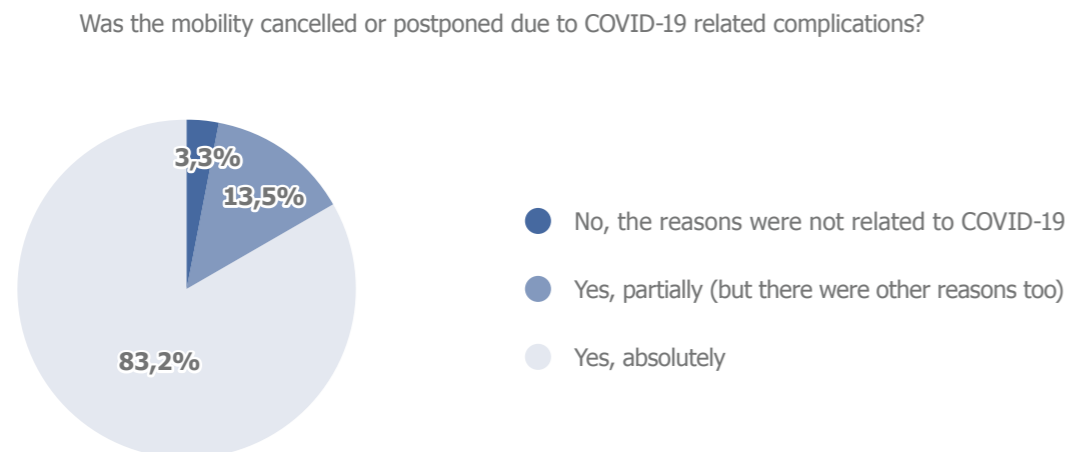


Figure 72: Follow-up steps in cases of mobility cancellation by organising entities in 2020 and 2021, in percentages.

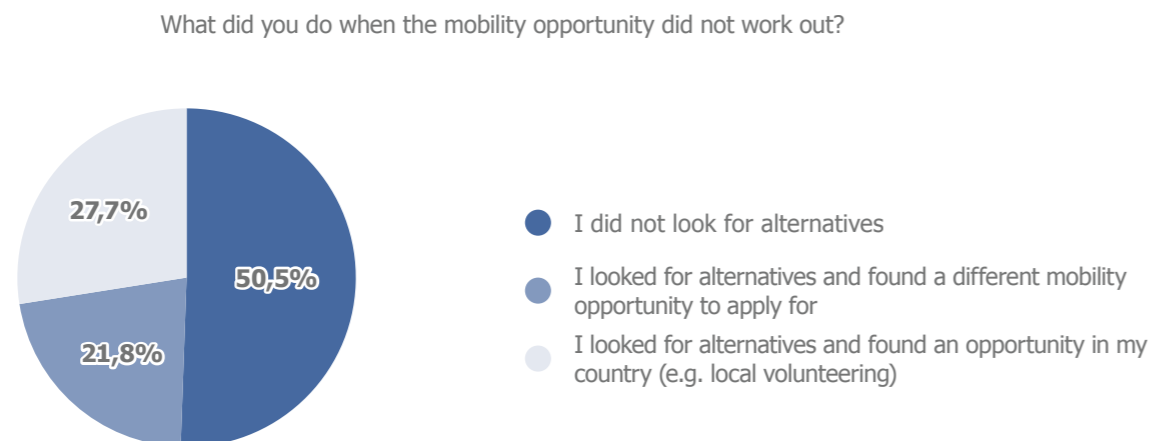
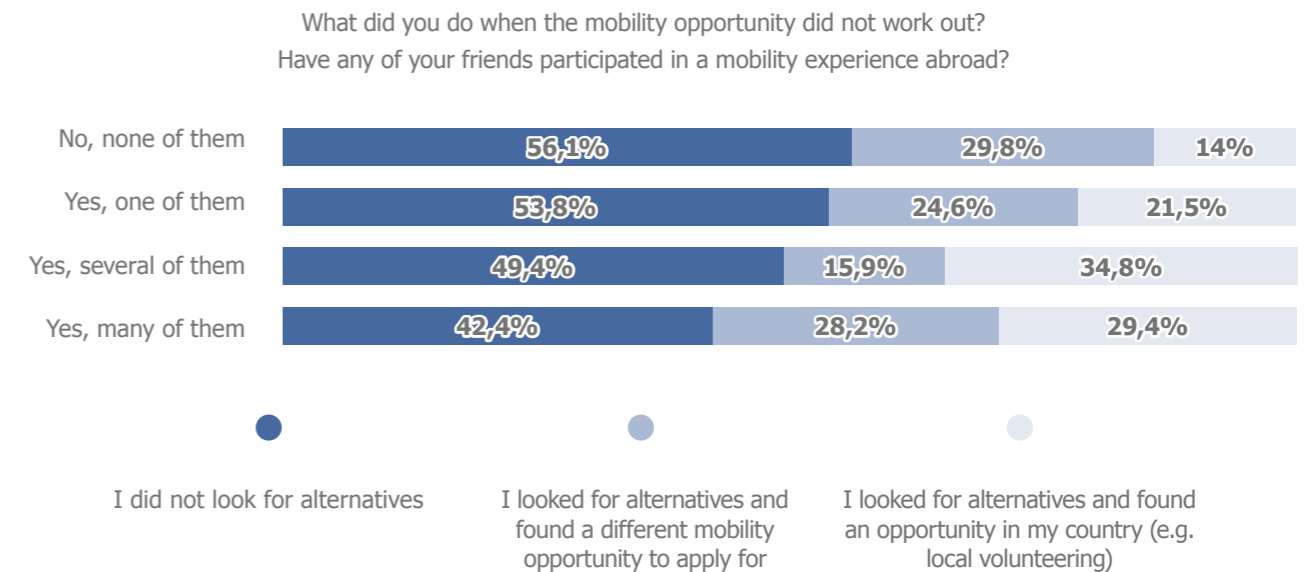


Figure 73: Follow-up steps in cases of mobility cancellation by organising entities in 2020 and 2021, deeper analyses, in percentages.



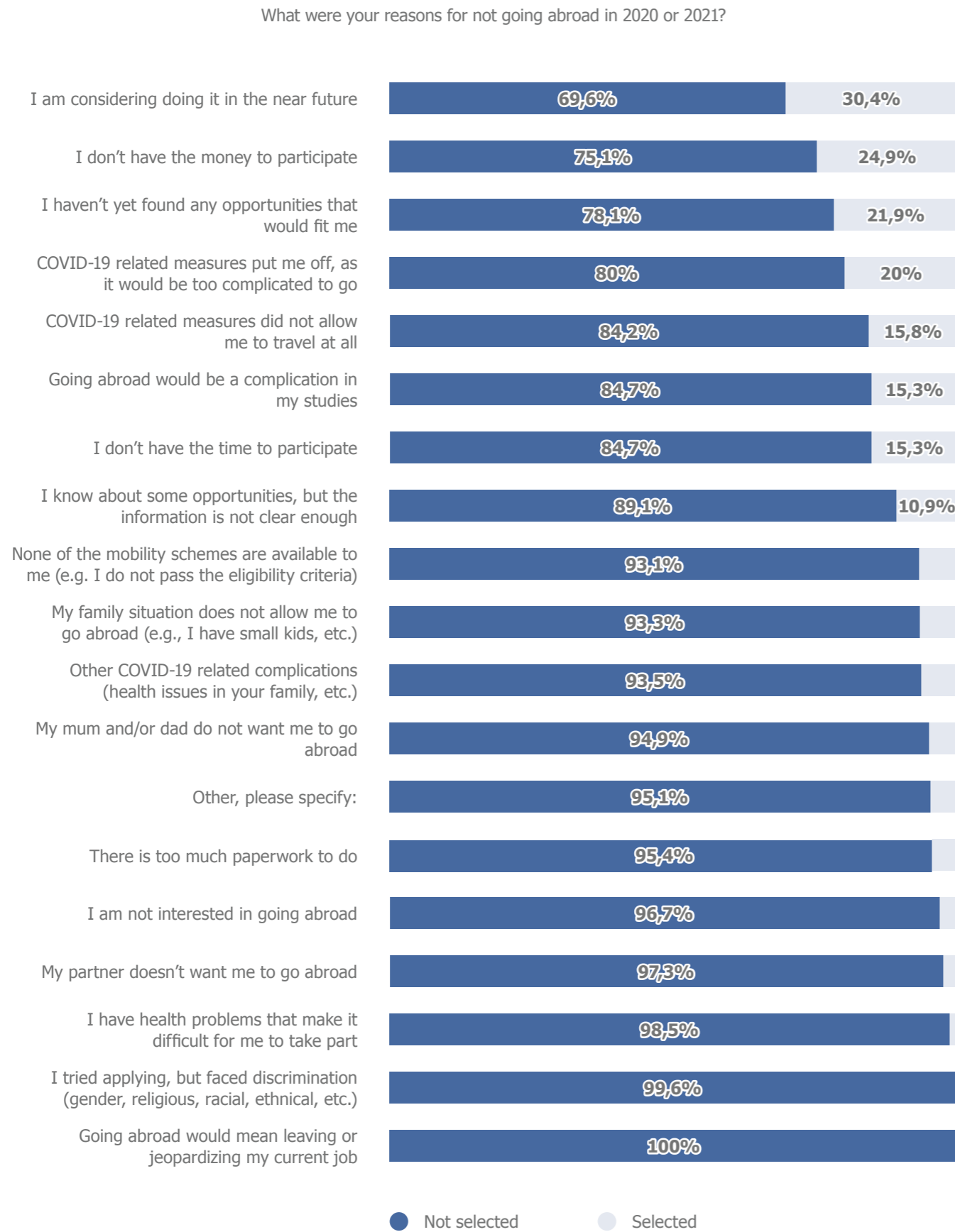
Respondents indicated what further steps they took in case their mobility experience was cancelled by the organising entity (see Figure 72). Data shows that about **half of the respondents whose mobility opportunity was cancelled did not look for any alternatives, while about 22% found alternatives abroad, and about 28% found alternatives in their country of residence.** Interestingly, direct contact with friends who have participated in a mobility experience seems to have a positive influence on the persistence of the young people who face problems organising their own mobility stay. As shown in Figure 73, there are marked differences between those with such friends who tend not to give up and look into alternatives (only about 42% of young people in this group said they did not look for alternatives), and those who do not have such friends, and who tend to give up more easily (about 56% of those young people said they did not look for alternatives).

Motivating young people whose mobility experience was cancelled by the organiser, as well as suggesting further information sources, should be strengthened, ideally by the cancelling entity, as they are already in touch with the young person.

Young people who indicated that they did not plan to go abroad in 2020 and 2021 (see Figure 68) were asked to share the reasons behind the decision not to go (see Figure 74). About 30% of the respondents are thinking of going abroad for a mobility experience in the near future, almost 25% stated they lack financial resources for mobility, and almost 22% indicated that they have not found any fitting opportunities yet. The three main reasons for not going abroad are identical to the main three listed in the Eurodesk 2019 survey report (c.f. Sabuni 2019), and similar to those listed in the Eurodesk 2017 survey report (c.f. Sabuni 2018).

In line with previous findings listed in this report, COVID-19-related complications are listed in the top five reasons for not going abroad. A positive finding is that reasons related to discrimination (about 0.4%), or discouragement by partners (about 3%) or parents of young people (about 5%), are only stated by very few respondents, and hence these potentially systemic obstacles do not seem to be of much importance. The respondents could also share more specific reasons for not participating via an open-ended question.

Figure 74: Reasons for not going abroad in 2020 and 2021, in percentages.



The results suggest age is an important variable, with clear limitations for those under 15 as well as those under 18 years of age. Some of the answers also suggest previously unexplored effects of the COVID-19 pandemic, with one respondent stating: "The idea of going abroad during a pandemic, solely because my country was able to roll out vaccines faster and allows for travel to certain regions, didn't sit right with me. It seemed more like a massive demonstration of privilege to visit different countries while parts or most of the local population are in lockdown or prohibited from leaving the country." There are many additional reasons for not undertaking mobility in 2020 or 2021, nevertheless, none of them seem to be systemic issues, but rather specific to the conditions in which young people live, study, and work.

Exploring the reasons for not going abroad in 2020 and 2021 seen in the previous paragraph (apart from the reason "I am not interested in going abroad"), young people were asked to indicate their openness to going abroad for a mobility experience if these obstacles disappeared (see Figure 75). More than 90% of the respondents would either be eager to, or open to going abroad, which suggests that the reasons behind not going in 2020 and 2021 as stated above are very serious for young people. In line with the previous findings, deeper analyses show that urban youth are more open to going abroad if the obstacles disappear (about 95%), in comparison to their rural peers (about 86%; see Figure 76). Hopefully, with the COVID-19 pandemic receding in the future, these severe reasons for not going abroad will fade as well, but there are other areas in which youth information services can support young people, such as finding fitting mobility opportunities, or helping young people match the mobility experience with their studies.

Young people who indicated they were not interested in going abroad were also invited to share their reasons for non-interest via an open-ended question. While the reasons largely overlap with those shown in Figure 74, and again stress the barriers connected to the COVID-19 pandemic, some of the answers suggest a particularly difficult situation for young families with small children, as mobility schemes have not been created to support them travelling as a family unit.

Figure 75: Openness to going abroad in case there are no obstacles, in percentages.

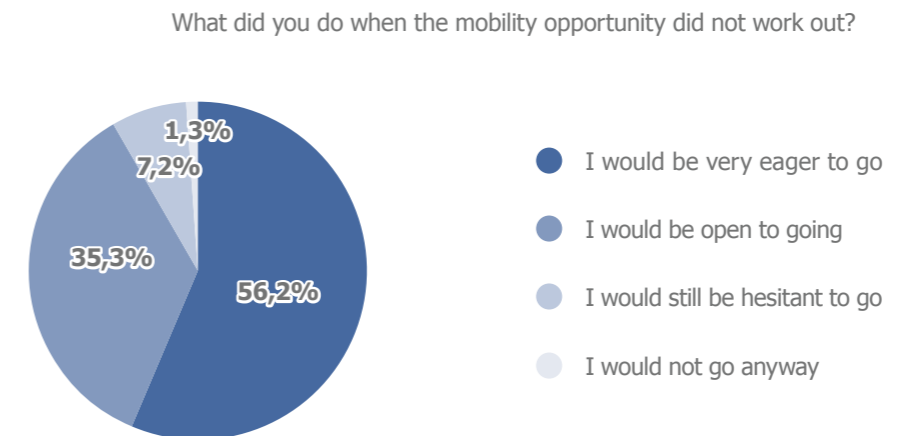
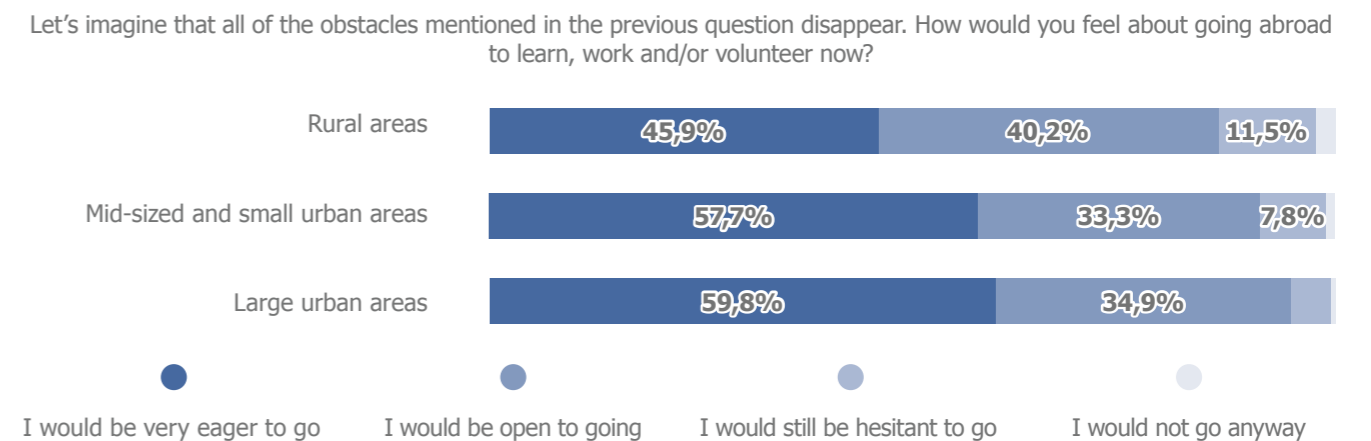


Figure 76: Openness to going abroad in case there are no obstacles across different living areas, in percentages.



6.1 YOUTH EXPERIENCE WITH MOBILITY: KEY TAKEAWAYS



Only about

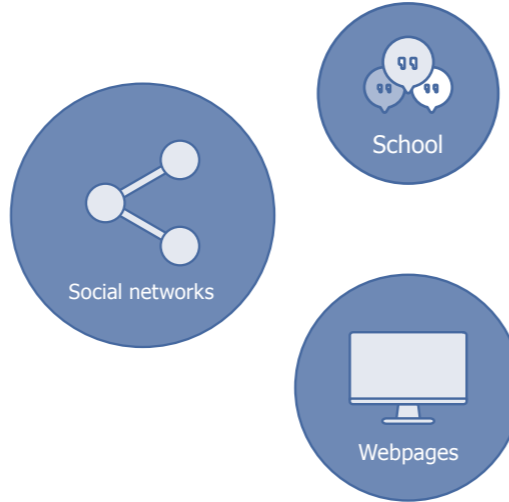

29 %

of the Eurodesk 2022 survey respondents underwent their mobility experience in 2020 or in 2021.

Young people indicated that to learn about their

MOBILITY OPPORTUNITY


they most notably used social networks, specialised youth information webpages, and sources from the school environment.

The most used

MOBILITY FORMATS

among young people who underwent their mobility experience in 2020 and 2021 were **learning mobility** (both formal and non-formal learning opportunities), and **volunteering**.



The most used

GRANT SCHEME



was **Erasmus+**, followed by the **European Solidarity Corps**.

Young people's motivations to go abroad were, in 2020 and 2021

- Seeking fun
- New experiences
- Doing something meaningful

~95%


Of the young people were satisfied or highly satisfied with their 2020 and 2021 mobility

The three


MAIN OBSTACLES

that young people face during their mobility abroad can be identified in the domains of **finances, housing, and travelling**.



~70%

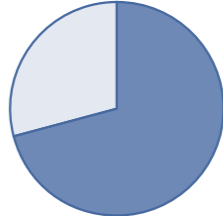
mention that some or most obstacles were related to the covid-19 pandemic




~90%

of the respondents stated that they are totally willing to encourage others to undertake a mobility experience

Almost three quarters of the respondents who did not undergo any mobility experience in 2020 and 2021 did so because they did not plan for such activities. About one quarter of these respondents did plan a mobility stay but encountered various types of obstacles.



- did not plan such activities
- various types of obstacles



The respondents who cancelled the mobility themselves stated that COVID-19-related complications were at least partially to blame for cancellation in more than 80% of cases.

Similarly, almost 97% of the respondents whose mobility experience was cancelled or postponed indicated that this happened due to COVID-19-related reasons.

About half of the respondents whose mobility opportunity was cancelled did not look for any alternatives, about 22% found alternatives abroad, and about 28% found alternatives in their country of residence.

7. CONCLUSIONS AND RECOMMENDATIONS

... The Eurodesk 2022 survey findings show that young people in different age groups have different preferences, and these should be considered when constructing a communication strategy ...

Overall, the Eurodesk 2022 survey shows that young people consider mobility experiences on personal, professional, and educational levels to be very positive developments (more than 94% of the respondents agree on that!) and young people who have already undertaken a mobility experience rate it extremely highly (about 95% of respondents who gained mobility experience in 2020 or 2021 stated it was either good or great). These are not unusual findings, as similar enthusiasm towards mobility opportunities can be found in reports of the RAY Research Network (2022), and they are also in line with previous Eurodesk surveys (Sabuni 2018 & 2019). These findings are, however, still of utmost importance, as they show that the value placed on youth mobility opportunities from the perspective of youth policy documents (c.f. European Youth Strategy 2019-2027) corresponds very well with the actual experiences of young people across Europe. This report aims at supporting youth mobility by exploring how young people search for information on such opportunities, and in this section, several recommendations are presented that build on these findings.

Communicate to Different Young People Differently

The Eurodesk 2022 survey findings show that young people in different age groups have different preferences, and these should be considered when constructing a communication strategy in the field of mobility. While young people in their twenties are the most open and active in youth mobility matters, those in their teens are in a less active and informed position, and those over 30 possibly struggle to find fitting opportunities, or balance mobility with professional and personal lives. It is recommended to use different content and media channels for each of these specific youth age groups to offer information that fits their needs as much as possible, namely:

- ◆ Young people in their teens
 - ◆ Content should focus on:
 - ◆ Future mobility options (enabling young people to plan):
 - ◆ general information on mobility opportunities in the EU and beyond,
 - ◆ information on planning for mobility opportunities at university, and
 - ◆ using a gap year at the end of high school for mobility purposes (e.g., volunteering, internships, etc.).
 - ◆ Immediate mobility options (enabling young people to find practical information, concrete grant schemes, etc.):
 - ◆ youth sector mobility options, and
 - ◆ high school-related and training-related mobility options.
 - ◆ Media channels:
 - ◆ Instagram and YouTube should be the preferred choice in social media messaging, of course considering national differences when tailoring the communication strategy to young people's needs.
- ◆ Young people in their twenties
 - ◆ Content should focus on:
 - ◆ Immediate mobility options relating to:
 - ◆ university studies,
 - ◆ entry-level professional opportunities, and
 - ◆ gap years (e.g., volunteering, non-formal education experiences).
 - ◆ Combining mobility experiences and educational pathways.
 - ◆ Media channels:
 - ◆ Instagram and Facebook should be the preferred choice in social media messaging, taking into consideration the national context.

- Young people in their late twenties and early thirties

- Content should focus on:

- mobility options for young professionals and entrepreneurs,
- funding opportunities to support aspiring entrepreneurs abroad,
- PhD and higher-level educational and early-stage research mobility,
- searching for short and long-term job opportunities abroad,
- combining mobility experience and family life, and
- negotiating mobility experience and career.

- Media channels:

- Instagram and Facebook should be the preferred choice in social media messaging.

Similar to the age group differences, there are several other groups of young people who should be specifically taken into account in any communication strategy in the field of mobility, namely:

- youth living in rural areas and smaller towns and villages,
- NEETs,
- young people with basic educational attainments and little knowledge of foreign languages (in particular English),
- young people from less affluent backgrounds,
- young people with fewer opportunities,
- young people with health difficulties or disabilities,
- young people with dependants or who already have a family.

These groups may benefit from different communication channels than the majority, such as:

- inclusive in-person local or regional events,
- inclusive local or online peer learning and networking events,
- school events and information spread by local school channels,
- information communicated through social and youth workers, as well as through specific support professionals (e.g., personal assistants), and
- others tailored to each specific circumstance as acknowledged by local practitioners.

These groups may benefit from different content than the majority, such as:

- Emphasising various support mechanisms within the grant schemes to allow young people to travel despite their specific difficulties, such as
 - support for personal assistants,
 - support in looking up accessible housing,
 - support in finding creche and kindergartens at mobility destinations,
 - others.
- Emphasising various mobility options, such as:
 - blended mobility,
 - virtual mobility, and
 - short-term physical mobility in neighbouring countries.

These groups may benefit from specific forms of communication, such as:

- inclusive web-based content considering the needs of youth with disabilities, e.g. information available in braille and in other inclusive forms, and
- other formats.

Make Youth Information Sources Visible

Specific youth information sources, such as the Eurodesk network, play an important role in supporting mobility planning by young people. At the same time, currently, they are not among the most prominent mobility information sources for young people. To increase the prominence of specific youth information sources, it would be beneficial to advertise specific youth information sources through the channels that young people use the most: general web search, social networks, schools, and peers and families.

In the case of general web search, webmasters should ensure visibility through an appropriate combination of key words and paid advertising in all EU languages, aiming at getting the specific information sources to the top-ten search results concerning mobility topics on the largest web search engines (e.g., Google, Bing, and other).

In the case of social networks, targeted advertising can be a useful tool, especially in combination with social media managers who can support all steps of the campaign: from helping define its goals, through implementing the advertising campaign, to monitoring and evaluating its impact. Cooperation with influencers can also be an option, however the Eurodesk 2022 survey did not collect evidence on this dimension to back up the impact of such strategies. This result could be caused by the fact that influencers are simply not very engaged in the youth information domain.

In the case of schools, cooperation between schools and specific youth information sources can be beneficial not only for the visibility of youth information sources, but also to reach out to parents, and to ensure mobility information shared by the schools is accurate and tailored to all different needs and profiles. Such cooperation can also be used to support peer learning activities and events, and to reach out to parents through school events and information channels, taking advantage of the fact that family members are considered an important information source by young people, as shown in this report.

Support Young People in Sharing their Mobility Stories

This report highlights several important findings. Firstly, young people rate their mobility experience extremely positively. Secondly, young people are encouraged to participate in a mobility experience by peers who have already done one. Thirdly, young people are keen to share their mobility stories. Young people would benefit greatly if specific events or information formats which encourage young people to share their mobility stories with other young people would be set up and supported. Moreover, in the period covered by the survey, 2020 and 2021, the top motivations for young people going abroad were seeking fun and new experiences as well as contributing meaningfully to a cause. They then expressed their motivation to change their routine and increase their employability through mobility. These motivations, shared by young people to young people, can be highly useful in outreach work, as they connect directly with the desires of young people, making the mobility experience more attractive, while showcasing its connection to educational and professional development. Sharing these motivations in peer-learning settings might reassure young people that reasons for carrying out a mobility experience are diverse, yet all are valid.

Help Young People with COVID-19-Related Pandemic Obstacles

The Eurodesk 2022 survey shows that the COVID-19 pandemic was, and potentially still is, an important factor in youth mobility, because the pandemic:

- ❖ decreases young people's willingness to go abroad,
- ❖ causes obstacles for young people who go abroad, and
- ❖ causes overall interruptions (cancellations, postponements).

Despite these negative trends, the overall satisfaction with mobility is extremely high in 2020 and 2021, similar to pre-pandemic satisfaction levels from 2019 (Sabuni 2019), and young people are mostly as open to going abroad as they were before the pandemic.

Young people are resilient, and these findings demonstrate exactly that. Resilience should not replace the need for support, and youth information services can help young people navigate these uncertain times and assure them that the mobility experience can still be a safe and satisfying experience that is well worth their efforts. Keeping young people updated on measures across the EU, and on the wide range of mobility schemes available to them, is crucial to helping young people deal with the COVID-19 pandemic-induced obstacles to their mobility.

Despite partial success in battling the pandemic in the EU, it seems changes and adaptations introduced as a response to the COVID-19 pandemic will stay and continue evolving in the short and medium term. As many of these changes relate to and affect mobility, young people should have access to the necessary support to take on opportunities that are within their reach, especially through obtaining reliable, inclusive and accessible youth information that can help them boost their motivation and confidence for mobility experiences, which will contribute to their personal and professional development.

Establish Eurodesk Surveys as a Regular Exercise

This report shows that young people are keen to be consulted via a survey. Over 4,000 young people offered their opinions in the Eurodesk 2022 survey, over 70% of the respondents are interested in receiving this final report, almost 30% are open to sharing more in online interviews, almost 40% of the respondents also wanted to get in touch with their national Eurodesk office to share their story, and almost 50% of the respondents subscribed to the Eurodesk monthly newsletter. Therefore, establishing the Eurodesk survey as a regular biannual exercise supports not only the link between youth information services and young people, but also creates dissemination and outreach opportunities, supporting youth information services across the EU.

Bibliography

Bárta, Ondřej. (2020). Rural Youth Indicators. Open-Source Indicators for Evaluating Youth Goals Implementation. Zenodo. Online, available at <https://zenodo.org/record/3854970#Yjrm-eZOUk>

European Commission/EACEA/Eurydice. (2021). Compulsory Education in Europe – 2021/22. Eurydice Facts and Figures. Luxembourg: Publications Office of the European Union. Online, available at https://www.minedu.gov.gr/publications/docs2020/Compulsory_Education_in_Europe_2021_22_2.pdf

European Youth Strategy 2019-2027. Online, available at https://europa.eu/youth/strategy_en

Eurostat. (2021). Population structure indicators at national level. Online, available at <https://ec.europa.eu/eurostat/databrowser/bookmark/7b6c86b7-c9b2-4302-9001-24a470430a50?lang=en>

RAY Research Network. (2022). Facts. Online, available at <https://www.researchyouth.net/facts/>

Sabuni S. (2018). Eurodesk Survey 2017: Mobility and the Role of Youth Information. Published by Eurodesk. Online, available at https://eurodesk.eu/wp-content/uploads/2018/02/eurodesk_survey-2017-01.pdf

Sabuni S. (2019). Eurodesk Survey 2019: Mobility and the Role of Youth Information. Published by Eurodesk. Online, available at <https://eurodesk.eu/wp-content/uploads/2019/10/ED-SURVEY-2019.pdf>

Smith, G.W. (2008). Does Gender Influence Online Survey Participation? A Record-linkage Analysis of University Faculty Online Survey Response Behavior. Online, available at <https://files.eric.ed.gov/fulltext/ED501717.pdf>

About Eurodesk

Eurodesk is an international non-profit association created in 1990 with the aim to raise awareness on learning mobility opportunities and encourage young people to become active citizens. As a support organisation to Erasmus+, Eurodesk makes information on learning mobility comprehensive and accessible to young people and those who work with them.

With a network of national coordinators connected to over 1100 local information providers in 36 European countries, Eurodesk is the main source of youth information on European policies, mobility information and opportunities. Together, the network answers enquiries and provides guidance for mobile young people across Europe.

Read more about Eurodesk at www.eurodesk.eu

ANNEX 1 RESOURCES AND USEFUL LINKS ON YOUTH MOBILITY AND YOUTH PARTICIPATION



European Information Portals

- **European Youth Portal:** EU portal offering young people information on opportunities in Europe and beyond.
- **Eurodesk Opportunity Finder:** a database of over 230 opportunities that is regularly updated by the Eurodesk network. It gathers programmes in which young people can participate, under the categories of Learning, Volunteering, Internships, Participating and Grants.
- **EURES Portal:** EU portal to find job opportunities, country information, recruitment events through the European (online) Job Days and tips on finding a job abroad. You can also [Chat with EURES Advisers](#) in English and/or your national language.
- **Live, work, study:** European Union Portal on living, studying and working within the EU.
- **EURAXESS:** European Union's website for researchers wishing to pursue their research careers in Europe.



European Information & Support Networks

- **Eurodesk:** a European youth information network that raises awareness on European opportunities and encourages young people to become active citizens. Eurodesk federates over 1,600 local youth information providers, so-called multipliers, that are regional or local organisations working with young people, delivering youth information and advising young people on mobility opportunities. Check the map to find us: <https://map.eurodesk.eu>
- **EURES Network:** EURES offers a network of advisers that can give information, help and assistance to jobseekers and employers through personal contacts. EURES advisers are trained specialists who provide the three basic EURES services of information, guidance and placement, to both jobseekers and employers interested in the European job market. Their contact details and addresses can be found on the page "Search for EURES advisers" of the portal.
- **Euroguidance:** a European network of national resource and information centres for guidance in 34 European countries. Its main target group consists of guidance practitioners in education and employment, among them professionals who provide information and guidance on international learning mobility to end-users seeking studying and training opportunities abroad. Check who the Euroguidance contact person is in your country.



European Information & Support Networks

- **European Youth Forum:** a platform of youth organisations in Europe. It works to empower young people in Europe, standing up for their rights to make sure they participate actively in society to improve their own lives by representing and advocating their needs and interests and those of their organisations. Discover the advocacy activities carried out by the Forum and its members.



GOING ABROAD - Interesting Resources and Programmes - Volunteering

- **European Solidarity Corps:** offers volunteer opportunities in Europe and beyond for young people aged 18 to 30, residents in a programme or partner country of Europe. You can volunteer for a couple of weeks as part of a volunteering team, or between two to twelve months volunteering individually. During your volunteering, you receive financial support and access to language learning opportunities.
- **Service Civil International:** offers workcamps, which are short-term voluntary projects, bringing people from different countries, cultures and backgrounds to live and work together with local communities for a period of two to three weeks.
- **UN Volunteers:** on-site and online opportunities in several UN bodies such as UNHCR, UNDP, UN Women or UNICEF.
- **EU Aid Volunteers:** humanitarian strand in the European Solidarity Corps offering volunteering opportunities (online and on-site) to EU citizens over 18 years old. Projects can be run by EU or non-EU partners and they aim to contribute to strengthening the local capacity and resilience of disaster-affected communities.
- **Idealist:** offers a wide-range of social-impact opportunities including on-site and online volunteering experiences anywhere in the world. Each one of them is different so make sure to read carefully and learn more about the organisation you want to apply to volunteer for.
- **Scout and WAGGGS - World Association of Girl Guides and Girl Scouts:** provide young people with opportunities to participate in programmes, events, activities and projects that contribute to their growth as active citizens.



GOING ABROAD - Interesting Resources and Programmes - Studying

- [Erasmus+](#): this EU programme supports student and doctoral candidate exchanges and the possibility to combine it with a traineeship to gain work experience. Opportunities to study abroad are available to students at short-cycle Bachelor and Master levels and Doctoral candidates.
- [Marie Skłodowska-Curie Actions](#): provides grants at all stages of researchers' careers, from PhD candidates to highly experienced researchers, and encourages research cooperation across borders, sectors and disciplines.
- [Erasmus Mundus Joint Masters](#): high-level and integrated study programmes, at Master level. There are also scholarships for students to take part in these prestigious programmes.
- [Sustainability Scholarship](#): offers a scholarship of up to €5,000 to people from anywhere in the world who want to study a Master's programme fighting the impact of climate change.
- [ECB Women in Economics Scholarship](#): aimed at women pursuing a postgraduate degree in economics.
- [European Disability Forum and Oracle e-Accessibility Scholarship](#): addressed to students with disabilities who are currently enrolled in a higher education programme (includes Bachelors, Masters and PhD students) in the areas of Computer Science, Computer Engineering, User Experience, or related fields.
- [Study in Europe](#): discover everything you need to know to plan and complete studies across the EU.
- [Fulbright-Schuman Programme](#): provides grants to EU citizens for study, research or lecturing in the United States with a focus on EU affairs, European integration or US-EU relations.



GOING ABROAD - Interesting Resources and Programmes - Non-Formal Learning and Youth Exchanges

- [Youth Exchanges with Erasmus+](#): allows groups of young people from different countries to meet, live and work together on shared projects between 5 and 21 days.
- [Euroscola](#): immersive experience in the European Parliament in Strasbourg. High school students become Members of the European Parliament for a day, taking the floor in plenary and committee sessions to debate and vote on resolutions on current affairs.
- [DiscoverEU](#): new action of the Erasmus+ programme giving 18-year-olds the opportunity to discover Europe through learning experiences. Travelling predominantly by rail, you will discover Europe's stunning landscapes and its variety of cities and towns.
- [AEGEE Summer Universities](#): two week-long events held every year in most of the cities where AEGEE is present to promote intercultural understanding.
- [BEST courses of technology](#): organises different activities where students from member universities get the opportunity to increase their international experience, establish contacts, improve their English and have fun.
- [Your Europe, Your Say \(YEYS\)](#): annual gathering of the European Economic and Social Committee for secondary school students and their teachers to discuss, debate and draw up recommendations addressed to the EU institutions.
- [Model European Union](#): inclusive learning experience for youth that simulates EU decision-making and fosters personal and professional growth.



GOING ABROAD - Interesting Resources and Programmes - Youth Participation

- [Youth Dialogue](#): a dialogue mechanism between young people and decision-makers taking place in the framework of the EU Youth Strategy.
- [Erasmus+ Youth Participation Activities](#): non-formal education and training that encourage, foster and facilitate young people's participation in Europe's democratic life at local, regional, national and European level.
- [European Youth Event](#): every two years, the European Youth Event (EYE) brings together thousands of young people from all over the European Union and beyond to shape and share their ideas on the future of Europe.
- [European Parliament Ambassador School Programme](#): gives students the opportunity to understand their rights as EU citizens and to learn about how they can actively participate in the EU's democratic processes.
- [University on Youth and Development](#): a space for meeting, training and action planning, gathering hundreds of young people, youth workers, experts from the field and decision-makers responsible for youth-related policies for one week.
- [Mediterranean University on Youth and Global Citizenship](#): gathers representatives of youth organisations and youth movements to discuss, train and be trained around issues of democratic participation and global citizenship.



GOING ABROAD - Interesting Resources and Programmes - Seasonal work

- [Season workers](#): a platform for seasonal jobs in different sectors (hospitality, sports, summer jobs, childcare) and countries.
- [Summer Jobs](#): resource for finding summer jobs and seasonal staff positions with camps, amusement parks, resorts, national parks, hotels, environmental organisations and more.
- [WWOOF](#): a worldwide movement to link visitors (WOOOFers) with organic farmers, promote a cultural and educational exchange, and build a global community conscious of ecological farming and sustainability practices.





GOING ABROAD - Interesting Resources and Programmes - Internships/Traineeships

- [List of traineeships at EU institutions, agencies and bodies](#): browse the list of EU institutions and agencies to explore what each one of them has to offer in terms of traineeships for students and young graduates.
- [Erasmus Intern Portal](#): aims at bringing together internship providers and students seeking an internship opportunity abroad or online.
- [UN Careers](#): explore internships and jobs across UN departments and locations around the world.
- [IAESTE Internships](#): the International Association for the Exchange of Students for Technical Experience offers career-focused professional opportunities around the world to gain experience and increase young people's chances for employment.
- [OSCE Internships](#): gives interns an opportunity to develop their skills and to gain experience, thus increasing their prospects for employment and providing an intercultural learning experience.
- [OECD Internship](#): brings highly qualified and motivated students with diverse backgrounds into the organisation.



GOING ABROAD - Interesting Resources and Programmes - Work Exchange Programme

- [Helpx](#): online listing of host organic farms, farm stays, hobby farms, lifestyle blocks, homestays, ranches, lodges, backpacker hostels and even sailing boats, who invite volunteer helpers to stay with them short-term in exchange for food and accommodation.
- [HelpStay](#): contact platform between volunteers and host projects.
- [Workaway](#): community that helps you find cultural exchanges, working away opportunities and volunteering in 170 countries.
- [Worldpackers](#): collaborative platform connecting travellers with their hosts around the world where they can travel, exchanging their skills for accommodation.



GOING ABROAD - Interesting Resources and Programmes - Au-pair

- [IAPA](#) – The International Au Pair Association: access to organisations active in all aspects of au-pair and cultural exchange programmes.
- [AuPair world](#): world-wide database of au-pair opportunities.
- [FindAuPair](#): matching platform for families and au-pairs.



GOING ABROAD - Interesting Resources and Programmes - Entrepreneurship

- [Erasmus for young entrepreneurs](#): a cross-border exchange programme which gives new or aspiring entrepreneurs the chance to learn from experienced entrepreneurs running small businesses in other Participating Countries.
- [Vulcanus in Japan](#): a training programme for EU / SMP-COSME students who receive a one-week seminar on Japan, a four-month intensive Japanese language course and an 8-month traineeship in a Japanese company, all covered by the organisers.
- [Your Europe - Starting a business](#): overview of essential information to set up your business in EU countries.
- [Wegate](#): an online platform that aims to help women entrepreneurs to start and build up their business with the help of knowledge sharing and an engaging community.

Interesting publications from Eurodesk



[Euro-Activism and Euro-Participation: all about Europe, all about You\(th\)! - Eurodesk, 2022](#)



[Euro-working: A guide for young people who want to have work experience abroad - Eurodesk - 2021](#)



[Euro-Volunteering: A guide for young people who want to volunteer around the world! Eurodesk, 2022](#)

eurodesk

YOUTH INFO SURVEY 2022

Mobility and the Role of Youth Information



This project has been funded with support from the European Commission.
This publication reflects the views of the author, and the Commission cannot be held responsible for any use which may be made of the information contained therein.